



From April 2014 to March 2015

OVERVIEW OF LAST 12 MONTHS PERFORMANCE

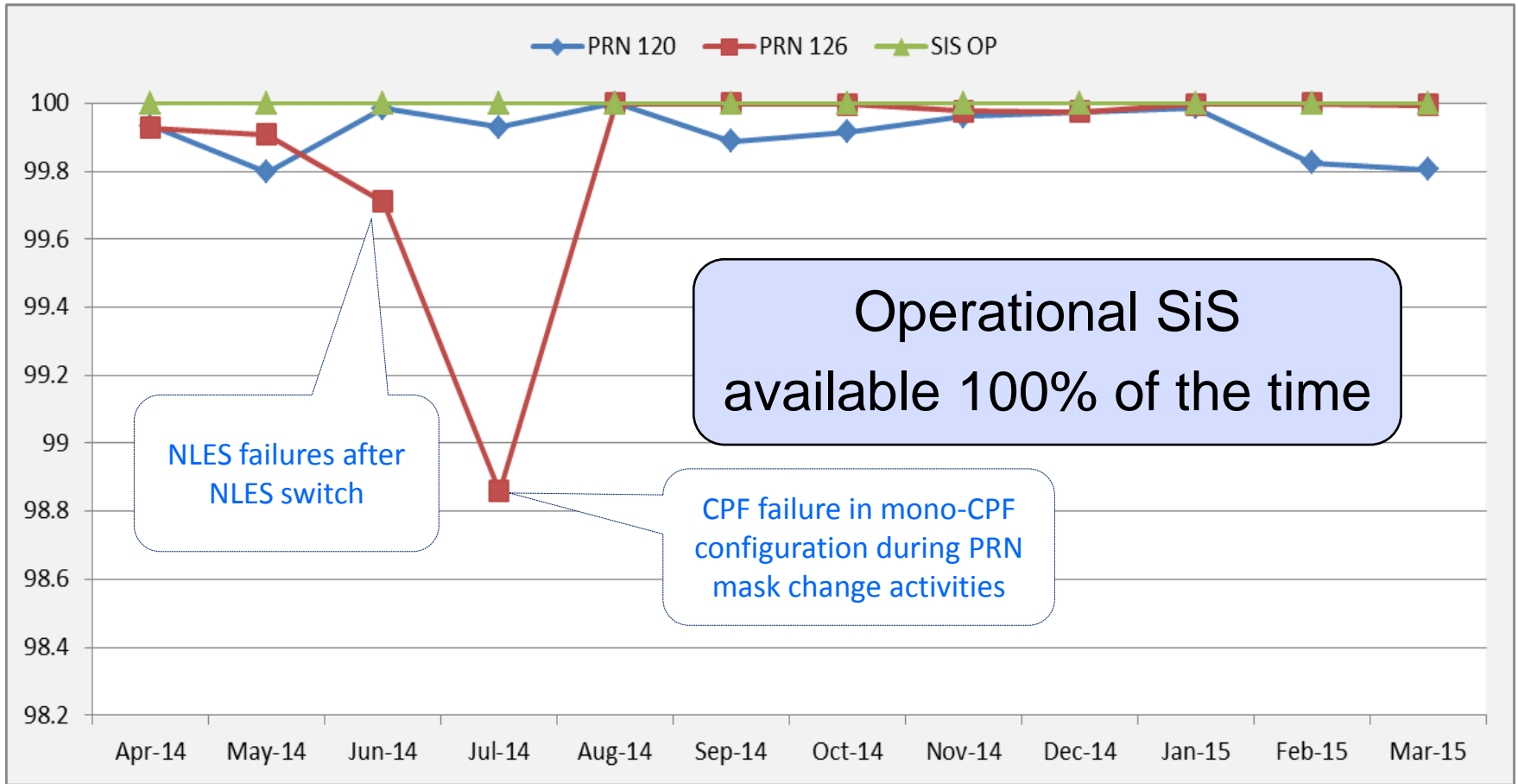
Service Performance Overview (ToC)

- Signal in Space Availability
- EGNOS Safety of Life Service
- EGNOS Open Service
- EDAS Service

Service Performance Overview (ToC)

- Signal in Space Availability
- EGNOS Safety of Life Service
- EGNOS Open Service
- EDAS Service

Signal in Space Availability



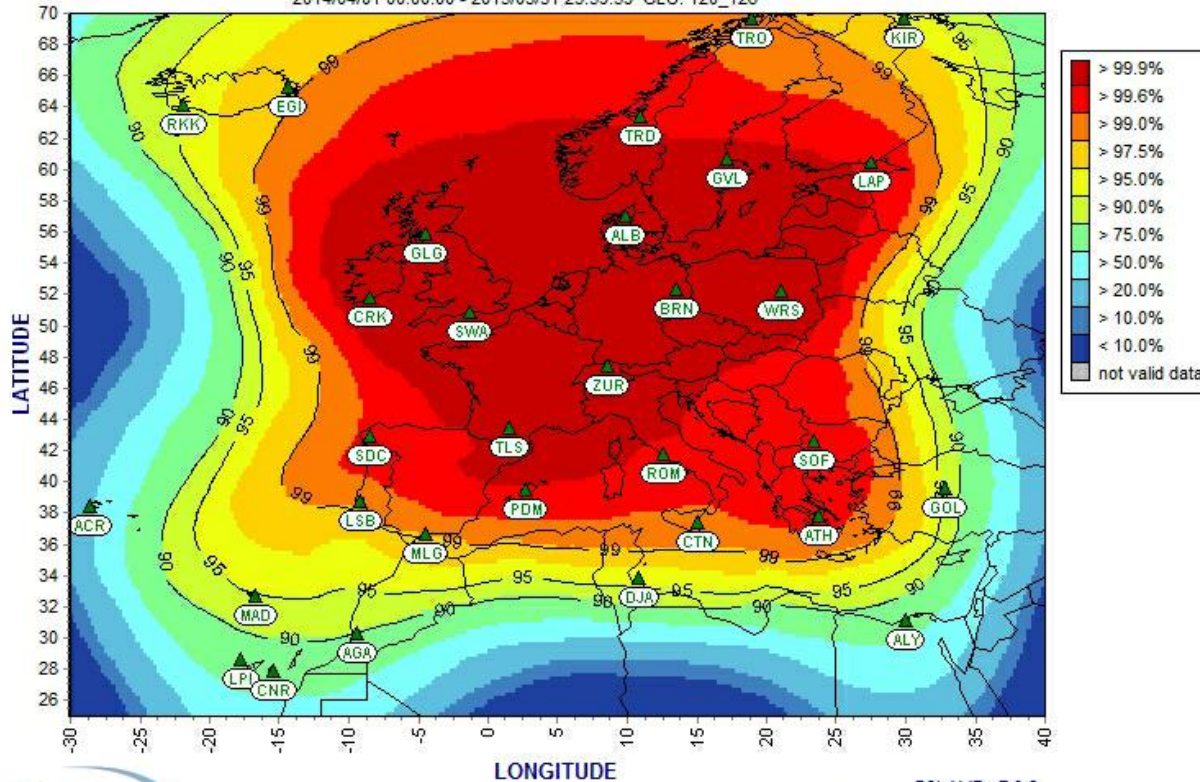
Service Performance Overview (ToC)

- Signal in Space Availability
- EGNOS Safety of Life Service
- EGNOS Open Service
- EDAS Service

EGNOS SoL: APV-1 Availability

APV-1 Availability

2014/04/01 00:00:00 - 2015/03/31 23:59:59 GEO: 120_126



ECLAYR v7.0.8

Produced by ESSP SAS




EGNOS SoL: APV-1 Availability

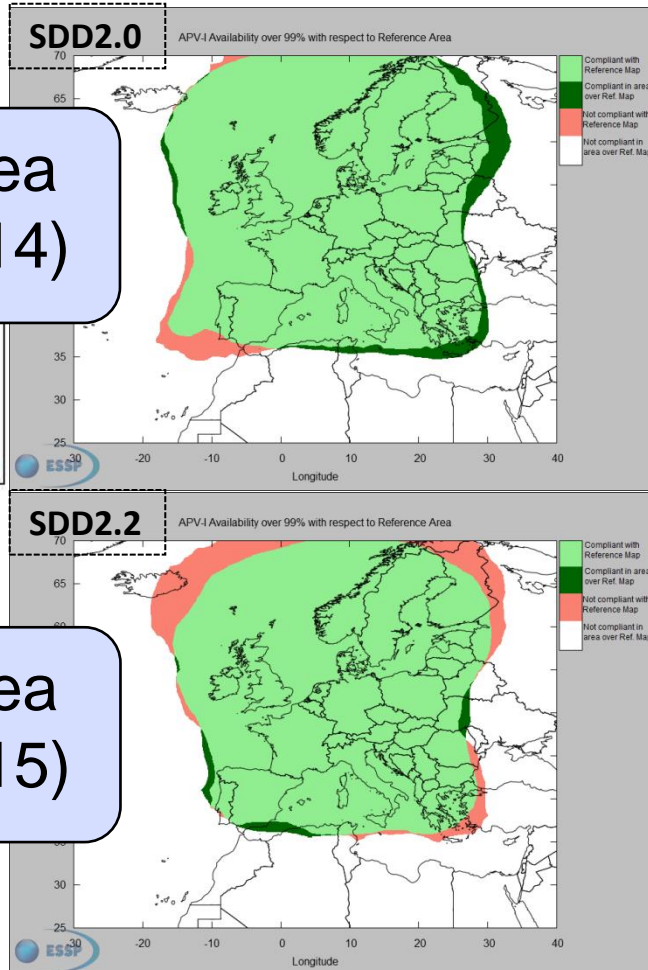
APV-1 Availability

2014/04/01 00:00:00 - 2015/03/31 23:59:59 GEO: 120_126

Compliance in 96,79% of Service Area for SDD2.0 (01-Apr-14 to 31-Dec-14)



Compliance in 88,92% of Service Area for SDD2.2 (01-Jan-15 to 31-Mar-15)



ECLAYR v7.0.8
Produced by ESSP SAS



EGNOS SoL: APV-1 Availability at airports with LPV procedures

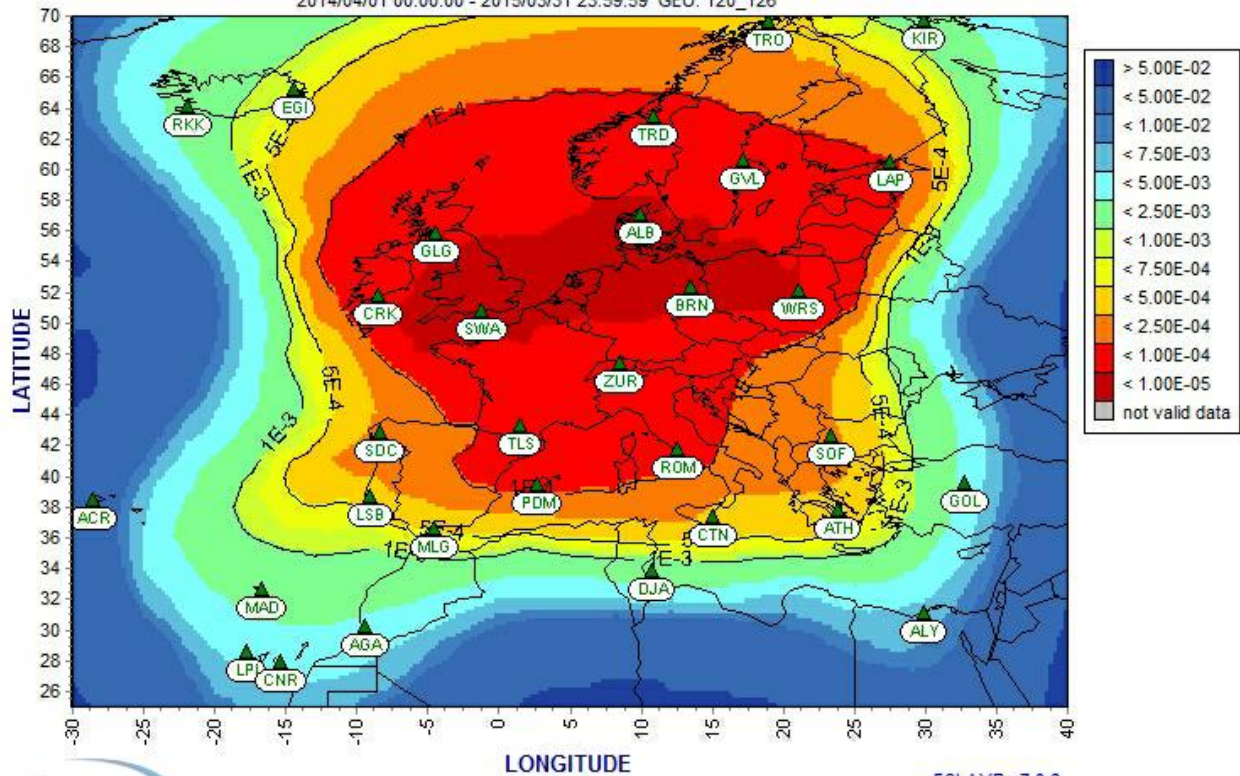
Compliance at all airports during the whole period
(01-Apr-14 to 31-Mar-15)



EGNOS SoL: APV-1 Continuity

APV-1 Continuity Risk

2014/04/01 00:00:00 - 2015/03/31 23:59:59 GEO: 120_126



ECLAYR v7.0.8

Produced by ESSP SAS




EGNOS SoL: APV-1 Continuity

APV-1 Continuity Risk

2014/04/01 00:00:00 - 2015/03/31 23:59:59 GEO: 120_126

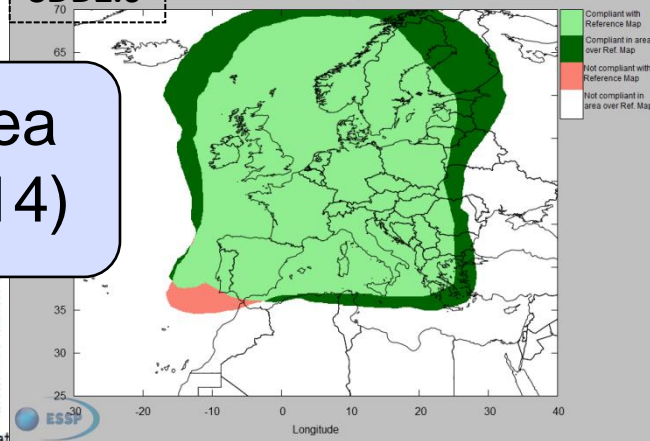
Compliance in 97,39% of Service Area for SDD2.0 (01-Apr-14 to 31-Dec-14)



Compliance in 86,93% of Service Area for SDD2.2 (01-Jan-15 to 31-Mar-15)

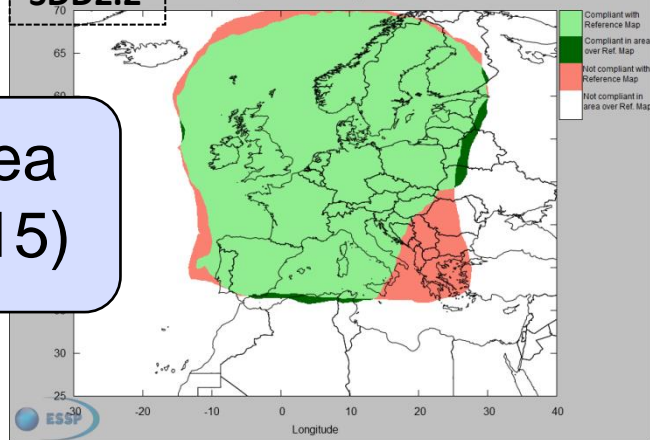
SDD2.0

APV-1 Continuity Risk below 5E-4 with respect to Reference Area



SDD2.2

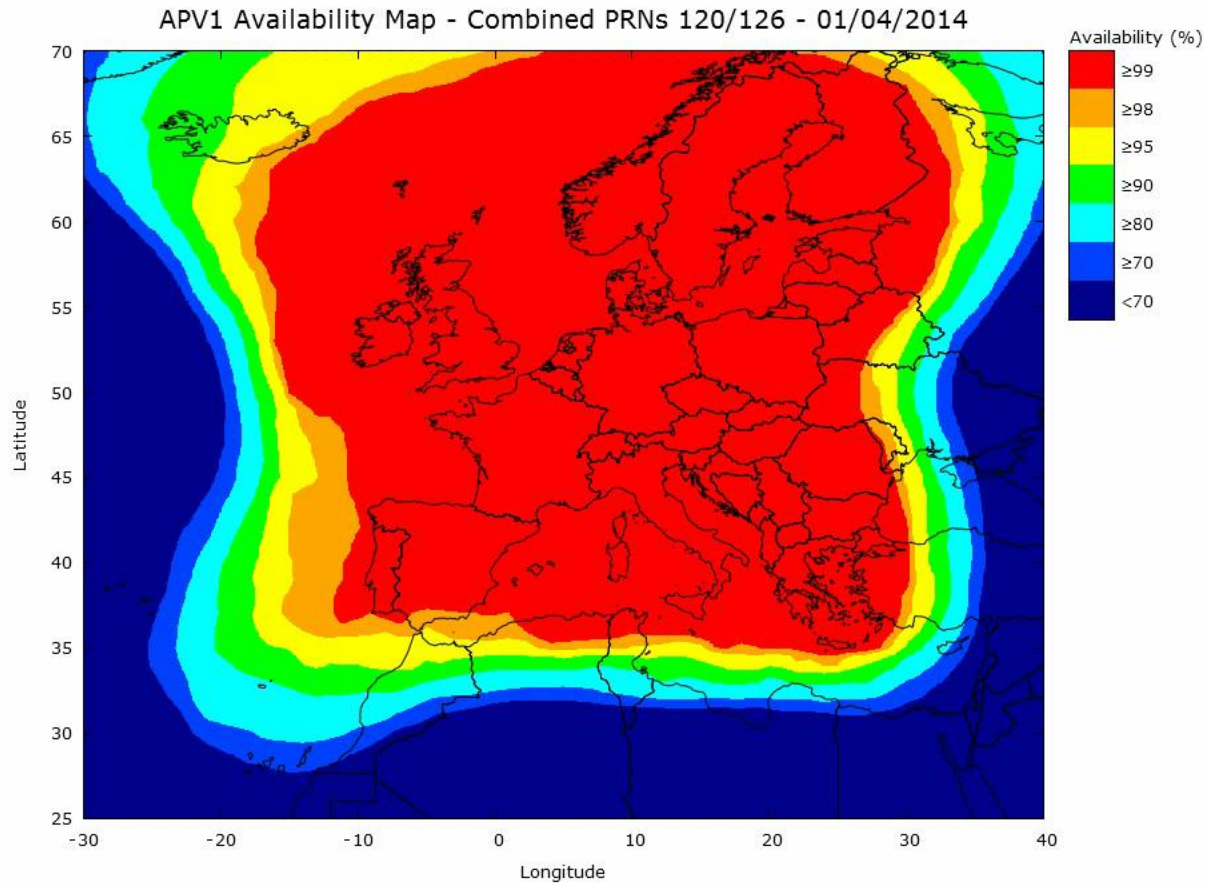
APV-1 Continuity Risk below 5E-4 with respect to Reference Area



ECLAYR v7.0.8
Produced by ESSP SAS

EGNOS SoL: APV-1 Availability trend (1/2)

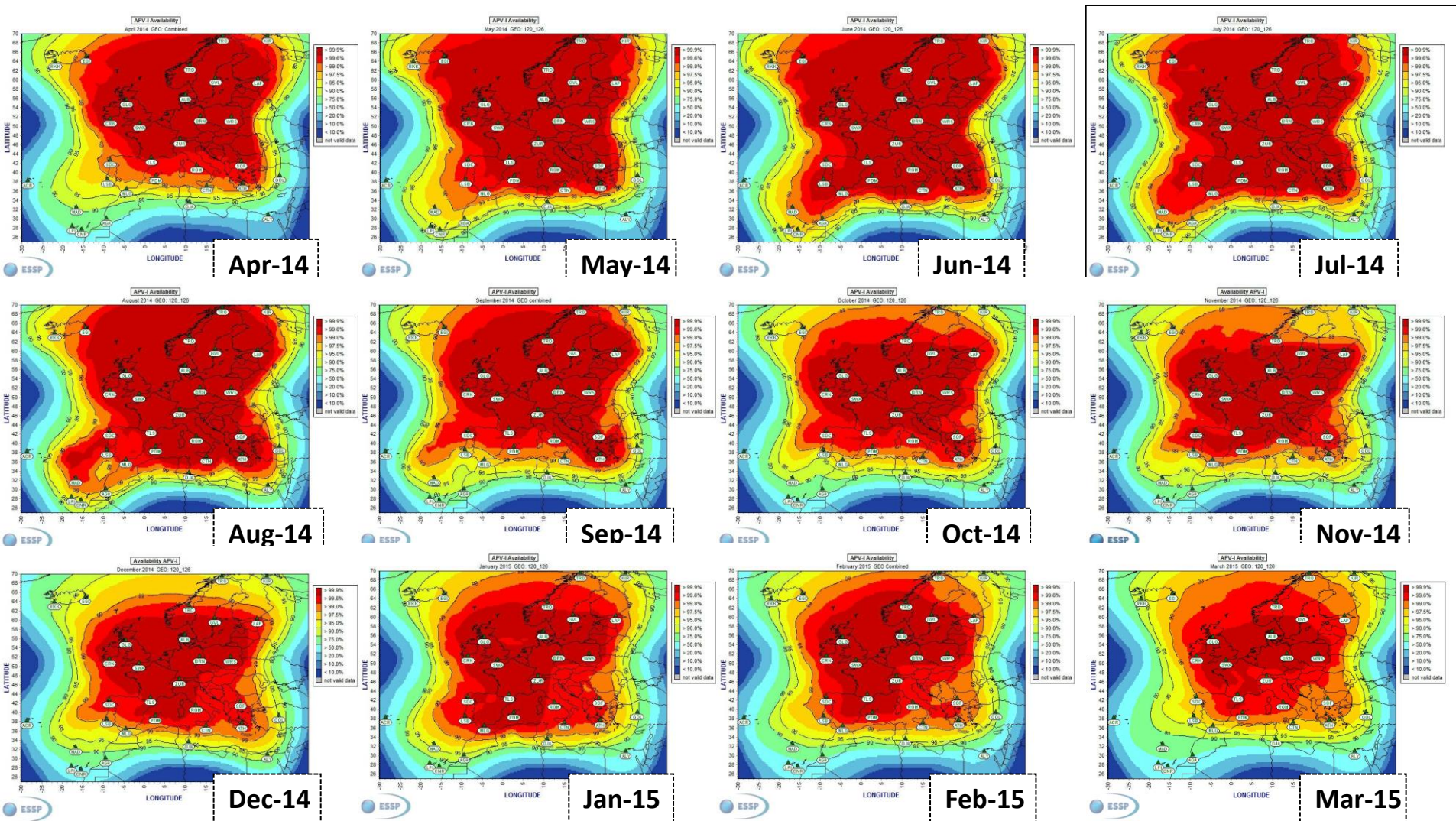
Video daily maps



2014_DailyAv99_mpg4.avi

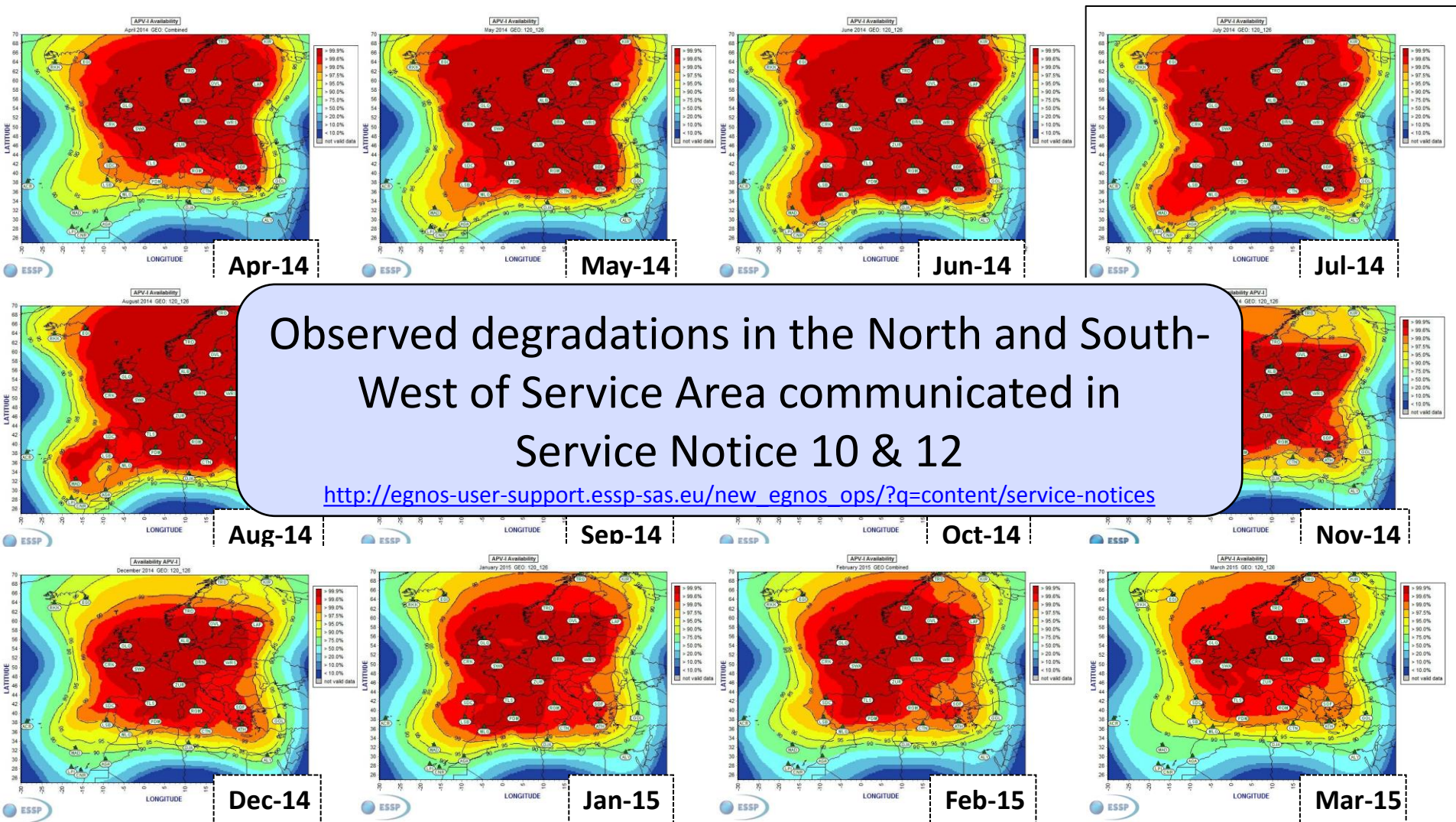
EGNOS SoL: APV-1 Availability trend (2/2)

Monthly maps



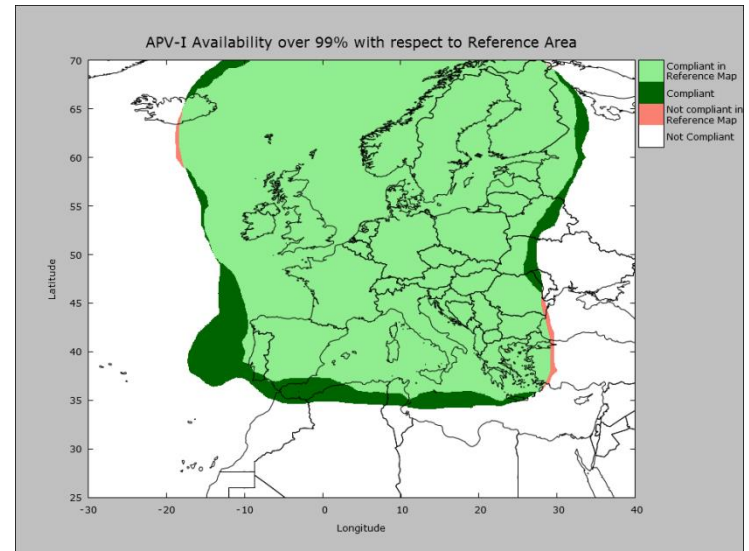
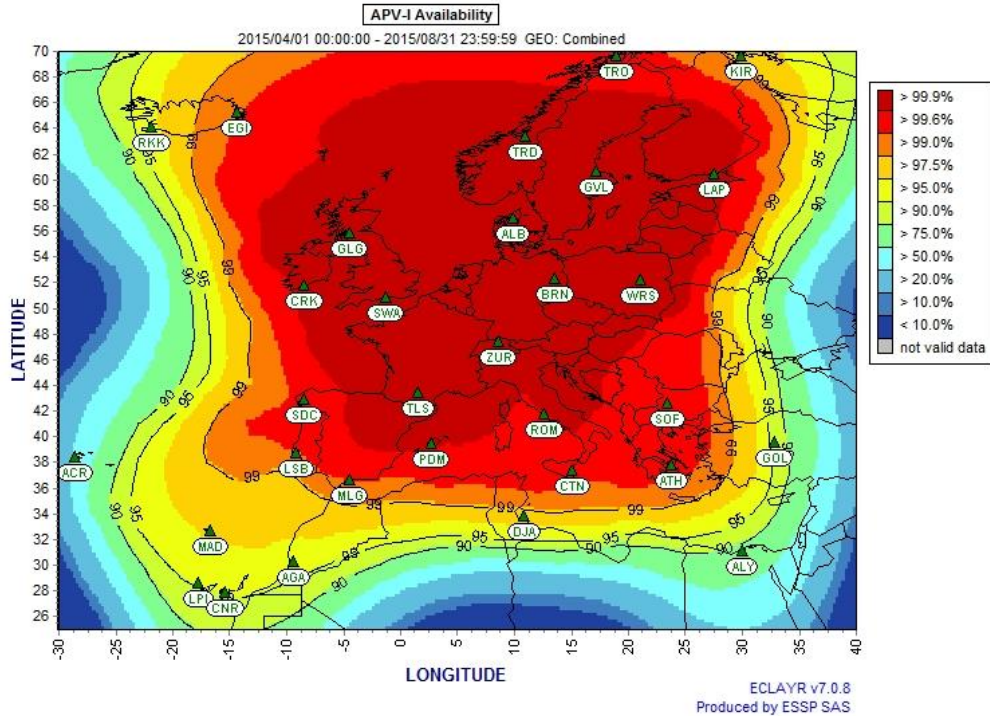
EGNOS SoL: APV-1 Availability trend (2/2)

Monthly maps



EGNOS SoL: Performance Improvement (1/3)

Improvement in performances in latest period from May 1st to August 31st (Service Notice 13)

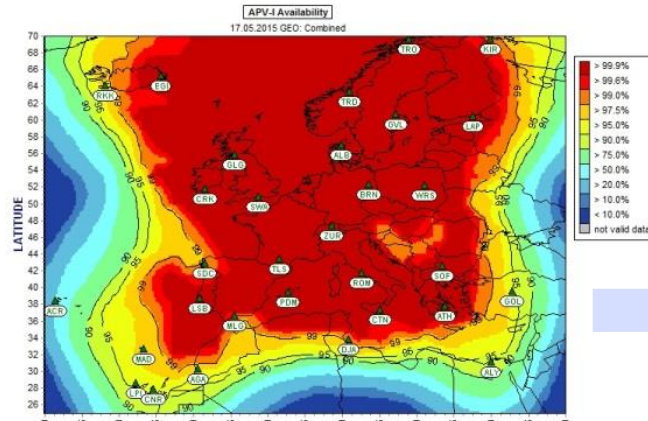


EGNOS SoL: Performance Improvement (2/3)

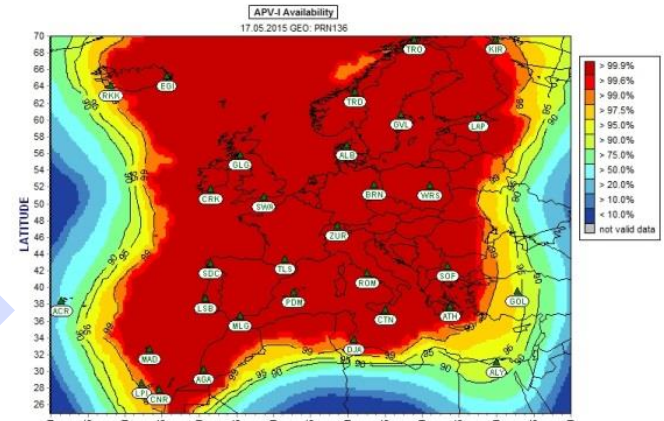
Comparison on
17.05.2015
Scenario with
IONO scintillations

Availability

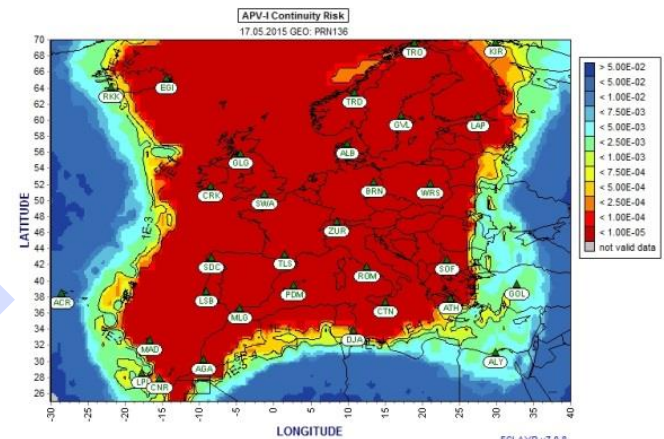
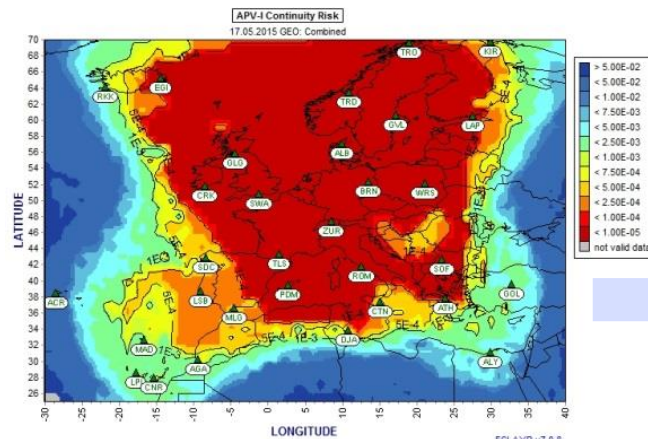
V2.3.2 (op)



V2.4.1M (test)



Continuity



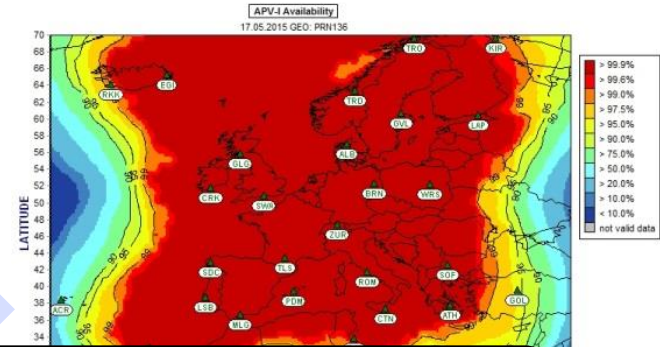
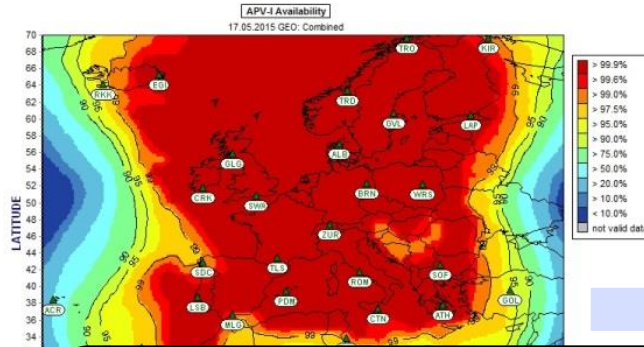
EGNOS SoL: Performance Improvement (2/3)

Comparison on
17.05.2015
Scenario with
IONO scintillations

Availability

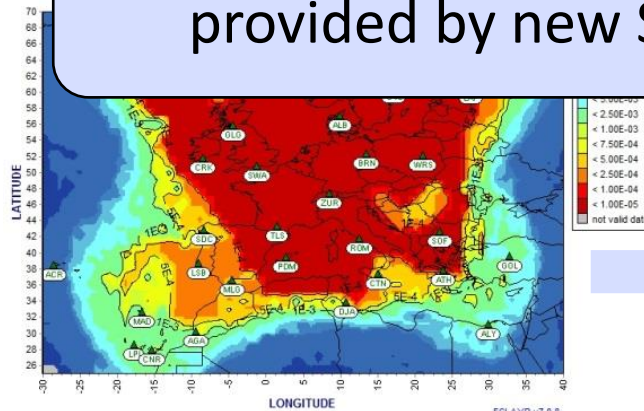
V2.3.2 (op)

V2.4.1M (test)



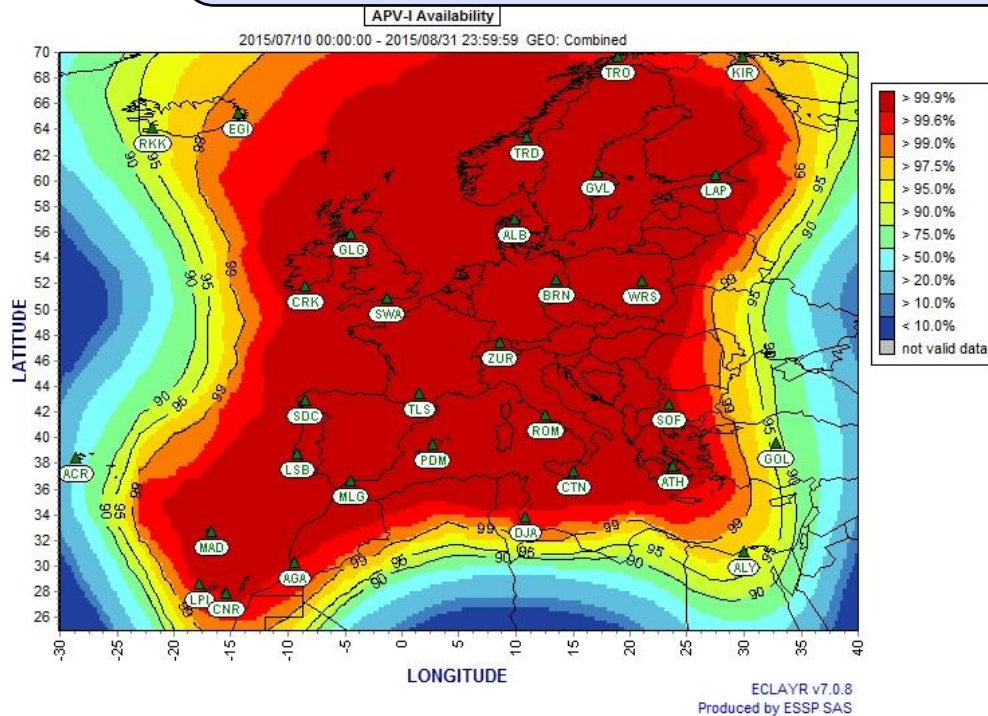
Increased robustness in front of iono activity
provided by new System Release 2.4.1M

Continuity

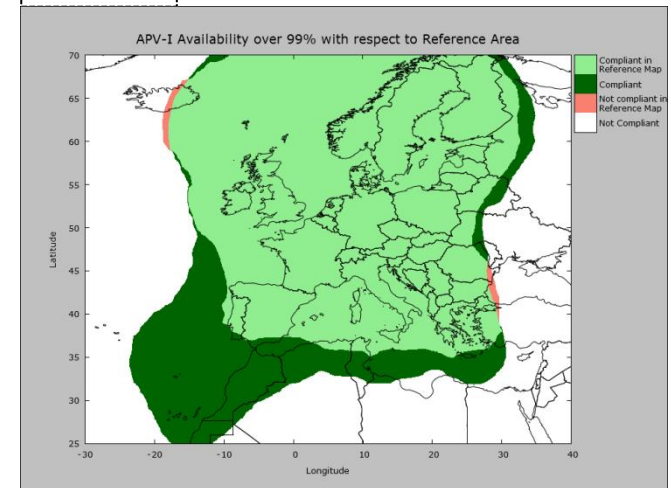


EGNOS SoL: Performance Improvement (3/3)

Observed performances from July 10th to August 31st with 2.4.1M release (in Operational System)



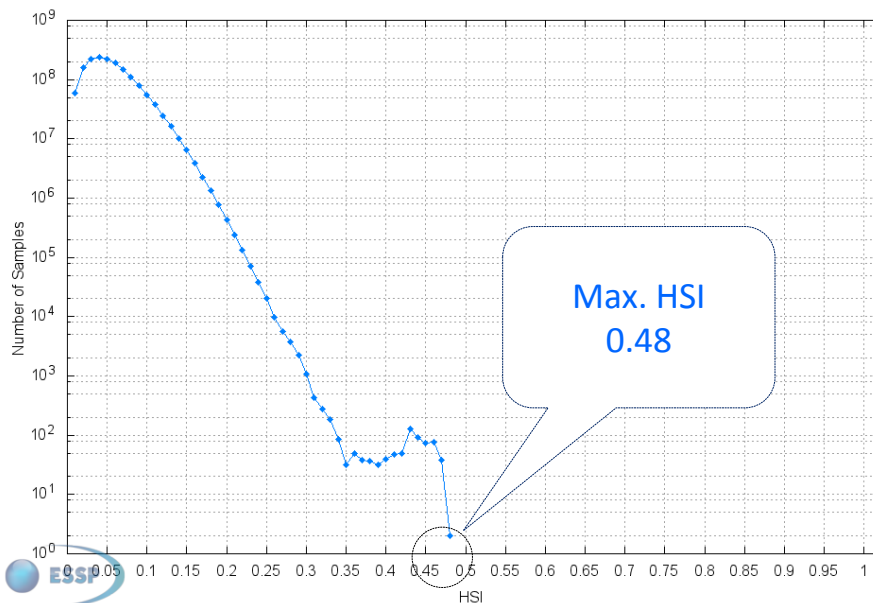
SDD2.2



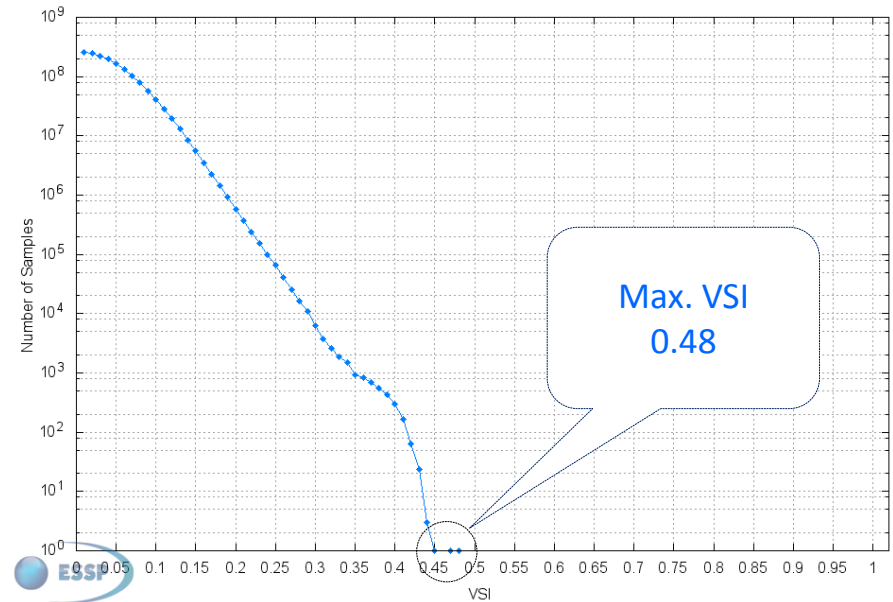
EGNOS SoL: APV-1 Integrity

- The measurements of the **Safety Index** demonstrate very **good confidence**.
- Safety index (PE/PL):

APV1 HSI Histogram
01/04/2014 - 31/03/2015



APV1 VSI Histogram
01/04/2014 - 31/03/2015



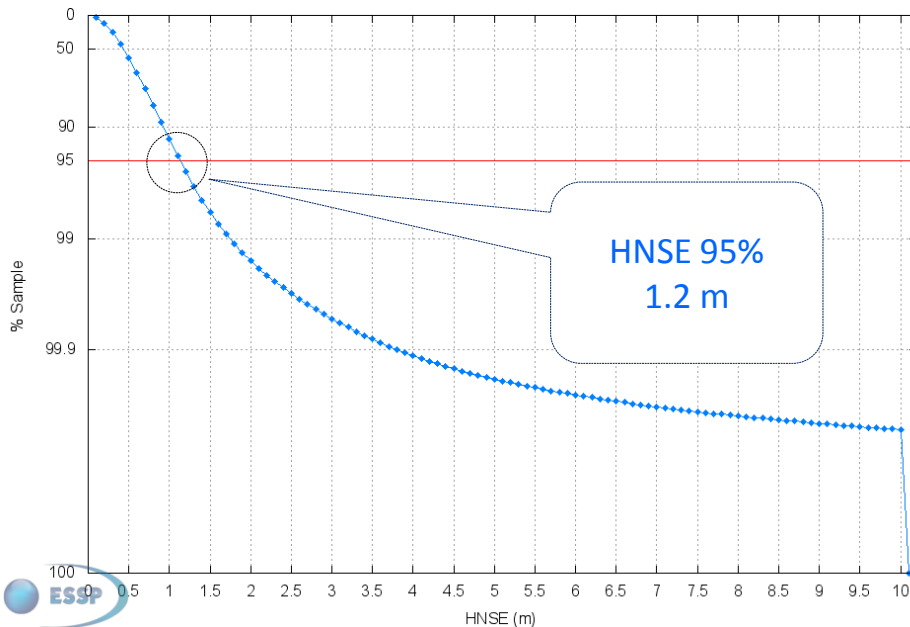
Service Performance Overview (ToC)

- Signal in Space Availability
- EGNOS Safety of Life Service
- EGNOS Open Service
- EDAS Service

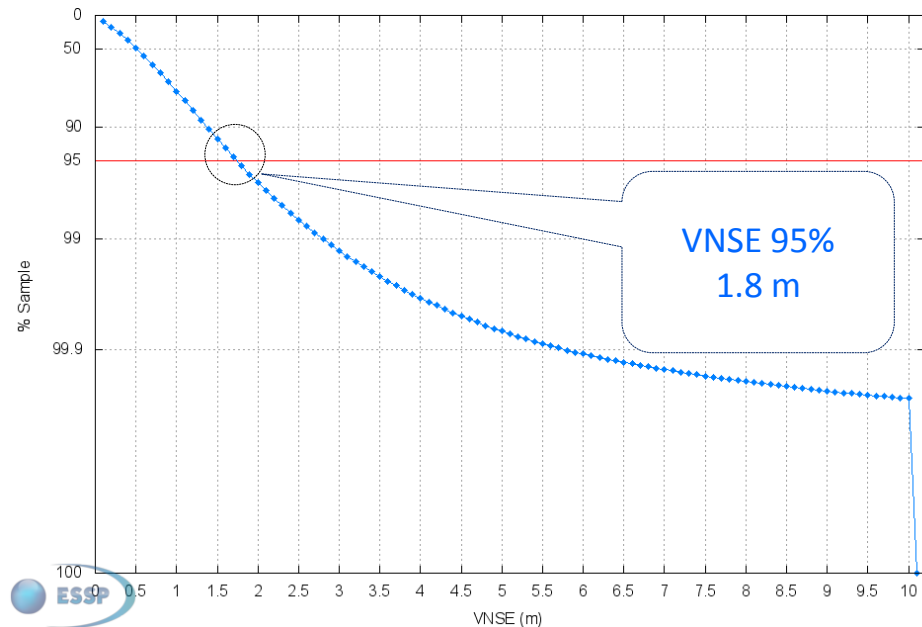
EGNOS Open Service: Accuracy

- **Open Service available** with horizontal and vertical error below 3m and 4m respectively (measured in RIMS stations)

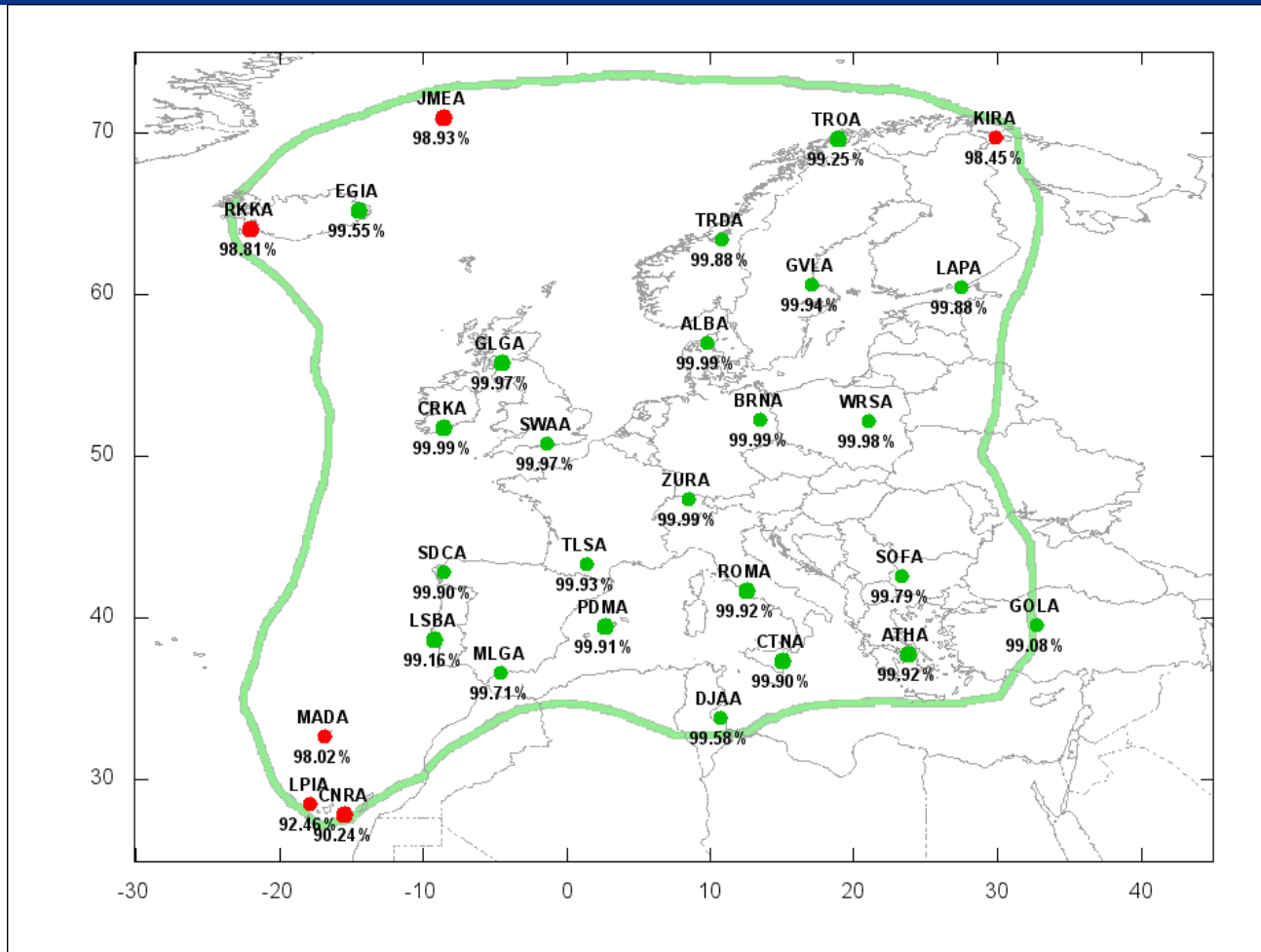
PA HNSE Cumulative Histogram
01/04/2014 - 31/03/2015



PA VNSE Cumulative Histogram
01/04/2014 - 31/03/2015



EGNOS Open Service: Availability



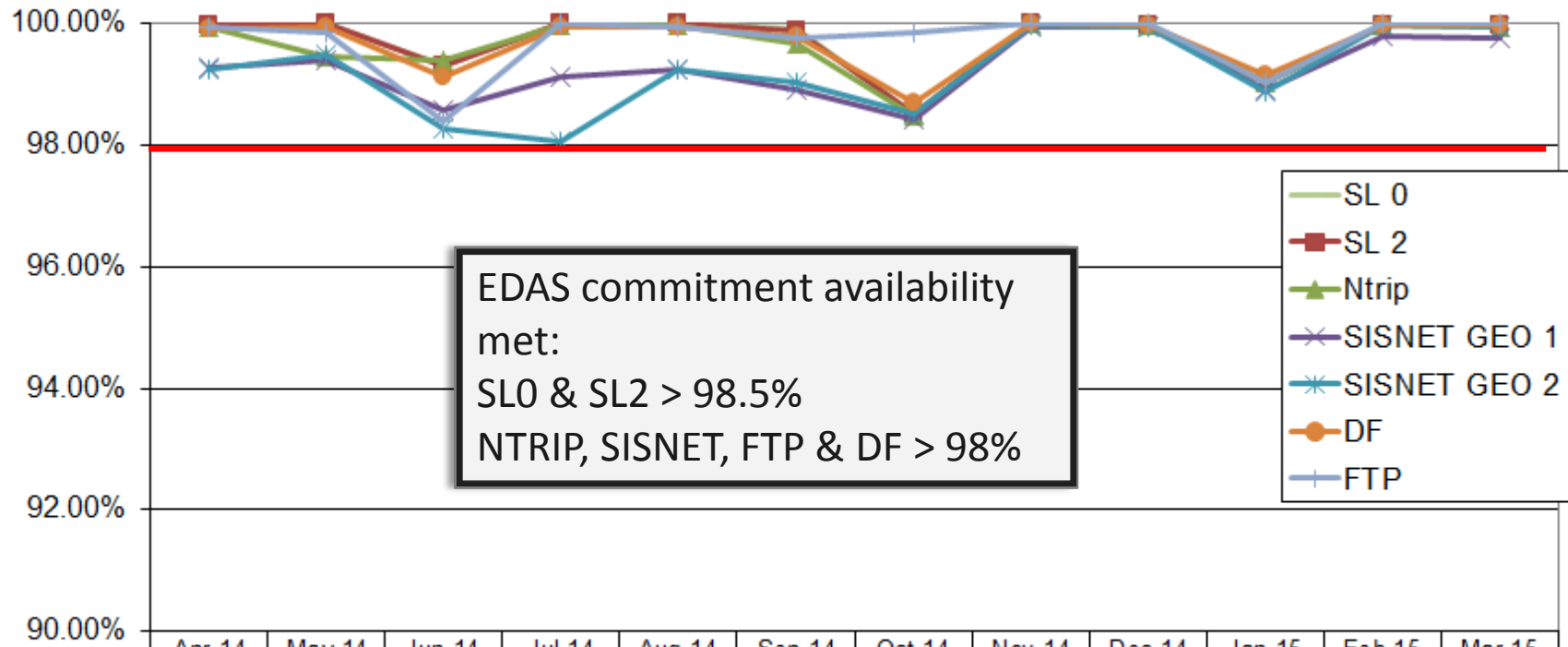
Service Performance Overview (ToC)

- Signal in Space Availability
- EGNOS Safety of Life Service
- EGNOS Open Service
- EDAS Service

EDAS Service



EDAS Services Availability Trending

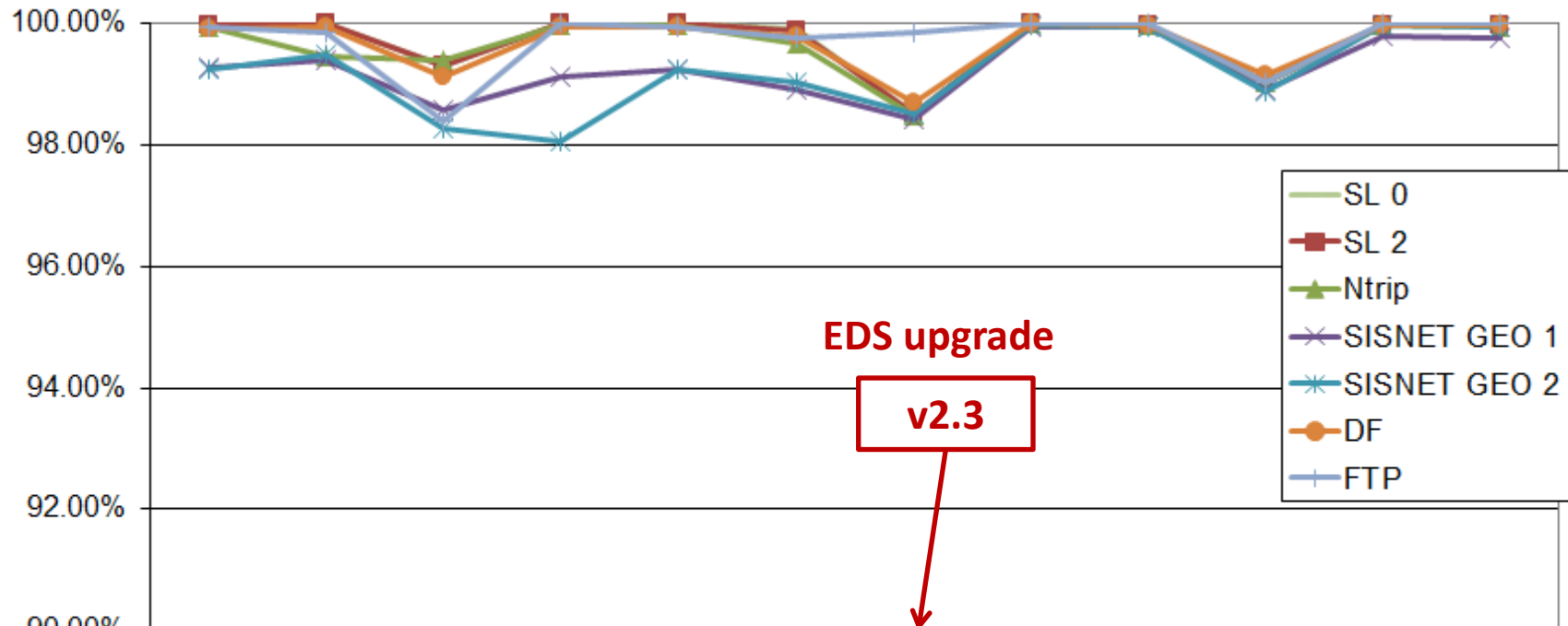


	Apr-14	May-14	Jun-14	Jul-14	Aug-14	Sep-14	Oct-14	Nov-14	Dec-14	Jan-15	Feb-15	Mar-15
SL 0	99.99%	100.00%	99.32%	100.00%	100.00%	99.93%	98.53%	100.00%	99.98%	99.02%	99.98%	99.96%
SL 2	99.99%	100.00%	99.30%	100.00%	100.00%	99.89%	98.52%	100.00%	99.98%	99.02%	99.98%	99.96%
Ntrip	99.96%	99.46%	99.41%	99.98%	99.99%	99.69%	98.48%	100.00%	99.97%	99.02%	99.98%	99.96%
SISNET GEO 1	99.29%	99.39%	98.58%	99.14%	99.26%	98.92%	98.44%	99.96%	99.95%	98.90%	99.81%	99.77%
SISNET GEO 2	99.25%	99.49%	98.27%	98.06%	99.25%	99.05%	98.52%	99.97%	99.94%	98.90%	99.97%	99.95%
DF	99.93%	99.94%	99.13%	99.96%	99.96%	99.81%	98.69%	100.00%	99.98%	99.16%	99.98%	99.97%
FTP	99.95%	99.87%	98.40%	100.00%	99.96%	99.76%	99.85%	100.00%	100.00%	99.03%	100.00%	100.00%

EDAS Service



EDAS Services Availability Trending

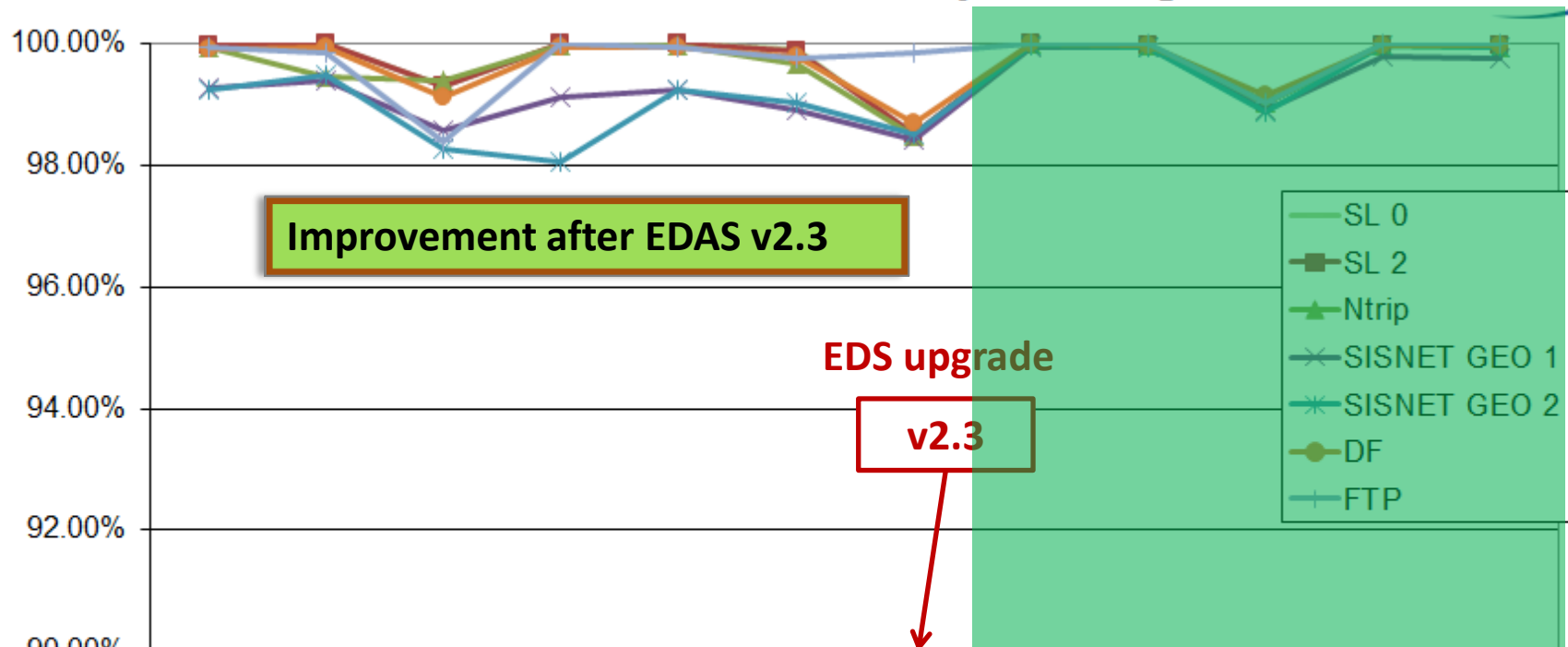


	Apr-14	May-14	Jun-14	Jul-14	Aug-14	Sep-14	Oct-14	Nov-14	Dec-14	Jan-15	Feb-15	Mar-15
SL 0	99.99%	100.00%	99.32%	100.00%	100.00%	99.93%	98.53%	100.00%	99.98%	99.02%	99.98%	99.96%
SL 2	99.99%	100.00%	99.30%	100.00%	100.00%	99.89%	98.52%	100.00%	99.98%	99.02%	99.98%	99.96%
Ntrip	99.96%	99.46%	99.41%	99.98%	99.99%	99.69%	98.48%	100.00%	99.97%	99.02%	99.98%	99.96%
SISNET GEO 1	99.29%	99.39%	98.58%	99.14%	99.26%	98.92%	98.44%	99.96%	99.95%	98.90%	99.81%	99.77%
SISNET GEO 2	99.25%	99.49%	98.27%	98.06%	99.25%	99.05%	98.52%	99.97%	99.94%	98.90%	99.97%	99.95%
DF	99.93%	99.94%	99.13%	99.96%	99.96%	99.81%	98.69%	100.00%	99.98%	99.16%	99.98%	99.97%
FTP	99.95%	99.87%	98.40%	100.00%	99.96%	99.76%	99.85%	100.00%	100.00%	99.03%	100.00%	100.00%

EDAS Service



EDAS Services Availability Trending



Improvement after EDAS v2.3

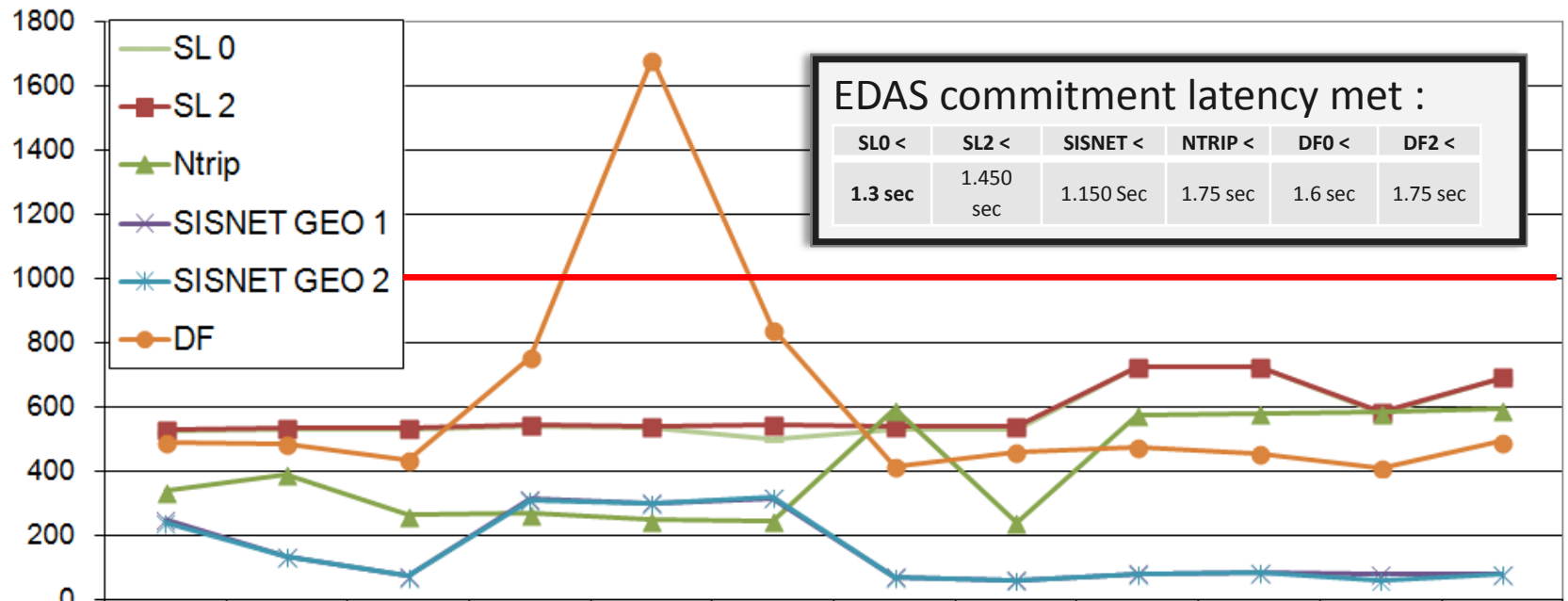
EDS upgrade v2.3

	Apr-14	May-14	Jun-14	Jul-14	Aug-14	Sep-14	Oct-14	Nov-14	Dec-14	Jan-15	Feb-15	Mar-15
SL 0	99.99%	100.00%	99.32%	100.00%	100.00%	99.93%	98.53%	100.00%	99.98%	99.02%	99.98%	99.96%
SL 2	99.99%	100.00%	99.30%	100.00%	100.00%	99.89%	98.52%	100.00%	99.98%	99.02%	99.98%	99.96%
Ntrip	99.96%	99.46%	99.41%	99.98%	99.99%	99.69%	98.48%	100.00%	99.97%	99.02%	99.98%	99.96%
SISNET GEO 1	99.29%	99.39%	98.58%	99.14%	99.26%	98.92%	98.44%	99.96%	99.95%	98.90%	99.81%	99.77%
SISNET GEO 2	99.25%	99.49%	98.27%	98.06%	99.25%	99.05%	98.52%	99.97%	99.94%	98.90%	99.97%	99.95%
DF	99.93%	99.94%	99.13%	99.96%	99.96%	99.81%	98.69%	100.00%	99.98%	99.16%	99.98%	99.97%
FTP	99.95%	99.87%	98.40%	100.00%	99.96%	99.76%	99.85%	100.00%	100.00%	99.03%	100.00%	100.00%

EDAS Service



EDAS Services Latency (ms)



	Apr-14	May-14	Jun-14	Jul-14	Aug-14	Sep-14	Oct-14	Nov-14	Dec-14	Jan-15	Feb-15	Mar-15
SL 0	525,53	531,1	529,17	539,77	532,87	501,01	530,32	528,9	722,48	722,94	581,21	689,71
SL 2	529,63	534,77	533,83	544,58	539,77	542,43	538,13	538,17	723,68	724,65	581,96	690,39
Ntrip	336,83	391,23	262,23	267,84	246,97	246,57	593,84	240,4	576	579,19	583,32	592,1
SISNET GEO 1	249,37	133,32	72,5	314,68	300,71	315,77	70,53	60,97	80,23	84,74	79,5	79,81
SISNET GEO 2	241,17	135,58	72,53	308,74	301,52	318,1	71,062	61,07	80,48	84,74	59,5	79,9
DF	488,30	483,27	435,15	754,44	1680,76	841,26	416,24	459,04	472,22	453,05	410,40	491,47

Javier Gómez

javier.gomez@essp-sas.eu



We certify you're there.