



PROGRAMME OF THE  
EUROPEAN UNION



# EGNOS Monthly Performance Report

February 2025



#EUSpace

# TERMS OF USE AND DISCLAIMERS

---

## Authorised use and scope of use

All data and information (hereinafter the “Data”) provided within this document are for informational purposes only. This document does not provide the ESSP interpretation of the Data.

The European Union, as owner of EGNOS, and ESSP SAS, as EGNOS services provider, disclaim all warranties of any kind (whether express or implied) to any party and/or for any use of the Data including, but not limited to, their accuracy, integrity, reliability and fitness for a particular purpose or user requirements.

By using the Data, the user agrees that the European Union and ESSP SAS shall not be held liable for any direct or indirect or consequential loss or damage (such as loss of profits, business, contracts, anticipated savings, goodwill or revenue) resulting from the use, misuse or inability to use the Data.

Text and pictures that are part of the Data may be protected by property rights. Any use shall require the prior written agreement of ESSP SAS.



## DOCUMENT CHANGE RECORD

REASON FOR CHANGE	ISSUE	REVISION	DATE
First version of the document	1	0	February 2025

# TABLE OF CONTENTS

---

1	INTRODUCTION .....	1
2	EXECUTIVE SUMMARY .....	2
3	EGNOS SIS AVAILABILITY .....	3
4	EGNOS OPEN SERVICE (OS).....	4
4.1	Open Service Horizontal and Vertical Accuracy.....	4
4.2	EGNOS Open Service Availability .....	6
5	EGNOS SAFETY-OF-LIFE SERVICE (SOL).....	7
5.1	EGNOS Non-Precision Approach (NPA) .....	7
5.1.1	EGNOS NPA Availability.....	7
5.1.2	EGNOS NPA Continuity .....	8
5.1.3	EGNOS NPA Integrity Events.....	9
5.1.4	EGNOS NPA Accuracy.....	10
5.2	EGNOS Approach with Vertical guidance (APV-I) .....	12
5.2.1	EGNOS APV-I Availability.....	12
5.2.2	EGNOS APV-I Continuity Risk .....	13
5.2.3	EGNOS APV-I Integrity .....	13
5.2.4	EGNOS APV-I Accuracy .....	15
5.2.5	EGNOS APV-I Performance at airports .....	17
5.3	EGNOS Localizer Performance with Vertical Guidance to a decision altitude of 200ft (LPV-200).....	18
5.3.1	EGNOS LPV-200 Availability.....	18
5.3.2	EGNOS LPV-200 Continuity Risk .....	19
5.3.3	EGNOS LPV-200 Integrity .....	19
5.3.4	EGNOS LPV-200 Accuracy .....	21
5.3.5	EGNOS LPV-200 Performance at airports .....	23
6	EGNOS DATA ACCESS SERVICE (EDAS) .....	25
7	EGNOS TIME SERVICE .....	26
8	LIST OF REFERENCES.....	28
ANNEX A	RECEIVER MONITORING NETWORK.....	29
ANNEX B	EGNOS APV-I PERFORMANCE AT AIRPORTS .....	31
ANNEX C	EGNOS LPV-200 PERFORMANCE AT AIRPORTS.....	43
ANNEX D	LIST OF ACRONYMS .....	54

## LIST OF TABLES

Table 1 – EGNOS SIS Availability (%) on EGNOS GEO satellites.....	3
Table 2 - EGNOS Open Service accuracy (95%).....	4
Table 3 - EGNOS NPA Horizontal Accuracy (95%) and percentage of time in NPA available.....	10
Table 4 - EGNOS APV-I Accuracy (95%) and percentage of time in APV-I mode at reference stations.....	15
Table 5 – EGNOS LPV-200 Accuracy (95%) and percentage of time in LPV-200 mode at reference stations .....	21
Table 6 – Performance of EDAS Services.....	25
Table 7 – List of sites where performances are reported.....	30
Table 8 - Monthly APV-I Availability at airports with published procedures using EGNOS in February 2025. .....	42
Table 9 - Monthly LPV-200 Availability at airports with published procedures using EGNOS in February 2025. ....	53
Table 10 - Acronyms .....	55

# LIST OF FIGURES

Figure 1 - EGNOS SIS & PRN Availability for February 2025 .....3

Figure 2 – Trend of EGNOS SIS Availability per GEO for the past 6 months (in green PRN 136; in purple PRN 123).....3

Figure 3 – EGNOS Open Service HNSE Histogram and Cumulative Probability in February 2025 .....5

Figure 4 – EGNOS Open Service VNSE Histogram and Cumulative Probability in February 2025.....5

Figure 5 – EGNOS Open Service Availability at reference stations in February 2025 .....6

Figure 6 – EGNOS NPA Availability in February 2025 .....7

Figure 7 – EGNOS NPA Continuity over the last 6 months .....8

Figure 8 – EGNOS NPA Horizontal Safety Index in February 2025 .....9

Figure 9 – EGNOS NPA HNSE Histogram and Cumulative Probability in February 2025 ..... 11

Figure 10 – EGNOS APV-I Availability in February 2025 ..... 12

Figure 11 – EGNOS APV-I Availability compliance trend (compliance area percentage with regards to ECAC landmasses) ..... 12

Figure 12 – EGNOS APV-I Continuity in February 2025 ..... 13

Figure 13 – EGNOS APV-I Horizontal Safety Index in February 2025 ..... 14

Figure 14 – EGNOS APV-I Vertical Safety Index in February 2025 ..... 14

Figure 15 – EGNOS APV-I HNSE Histogram and Cumulative Probability in February 2025 ..... 16

Figure 16 – EGNOS APV-I VNSE Histogram and Cumulative Probability in February 2025 ..... 16

Figure 17 – EGNOS APV-I Availability at airports in February 2025 ..... 17

Figure 18 – EGNOS APV-I outages in February 2025 ..... 17

Figure 19 – EGNOS LPV-200 Availability in February 2025 ..... 18

Figure 20 – EGNOS LPV-200 Availability compliance trend (compliance area percentage with regards to ECAC landmasses) ..... 18

Figure 21 – EGNOS LPV-200 Continuity in February 2025 ..... 19

Figure 22 – EGNOS LPV-200 Horizontal Safety Index in February 2025 ..... 20

Figure 23 – EGNOS LPV-200 Vertical Safety Index in February 2025 ..... 20

Figure 24 – EGNOS LPV-200 HNSE Histogram and Cumulative Probability in February 2025 ..... 22

Figure 25 – EGNOS LPV-200 VNSE Histogram and Cumulative Probability in February 2025 ..... 22

Figure 26 – EGNOS LPV-200 VNSE Maximum Values ..... 23

Figure 27 – EGNOS LPV-200 Availability at airports in February 2025 ..... 23

Figure 28 – EGNOS LPV-200 outages in February 2025 ..... 24

Figure 29 – EGNOS Time Service Availability in February 2025 ..... 26

Figure 30 – ENT-GPS offset evolution from November 2024 to January 2025 (red PRN 123; blue PRN 136) ..... 27

Figure 31 – EGNOS RIMS sites used in this report ..... 29

# 1 INTRODUCTION

---

This document is the EGNOS Services Monthly Performance Report for February 2025. The public issues of the EGNOS Services “Service Definition Documents” ([RD-1], [RD-2], [RD-3], [RD-4]) are the reference documents for the present performance report.

This document reports on the EGNOS Services performance parameters with respect to the performance specified in the SDDs.

The document comprises the following sections:

**Section 1:** Is an introduction to this report.

**Section 2:** Provides an executive summary of the achieved performance.

**Section 3:** Presents the EGNOS SiS availability.

**Section 4:** Presents the performance of the EGNOS Open Service.

**Section 5:** Presents the performance of the Safety-of-Life Service for aviation.

**Section 6:** Presents the performance of the EGNOS Data Access Service.

**Section 7:** Presents the performance of the EGNOS Time Service.

**Section 8:** Lists the reference documents.

The document is completed by annexes:

- Annex A provides additional information on the monitoring network.
- Annex B provides the EGNOS APV-I Performance at airports.
- Annex C provides the EGNOS LPV-200 Performance at airports.
- Annex D provides list of acronyms.

## FOR MORE INFORMATION

To get more information about EGNOS performance:

Please visit the EGNOS User Support website:

<https://egnos.gsc-europa.eu>

To get more information about EDAS and EGNOS SoL assisted service for Maritime Users (ESMAS) performance:

Please visit the EDAS and Maritime User Support website:

<https://edas-maritime.gsc-europa.eu/>

or

Contact the EGNOS helpdesk:

[helpdesk@egnos.gsc-europa.eu](mailto:helpdesk@egnos.gsc-europa.eu)

Contact the EDAS and Maritime Helpdesk:

[helpdesk@edas-maritime.gsc-europa.eu](mailto:helpdesk@edas-maritime.gsc-europa.eu)

+34 911 236 555

Or

Download the EGNOS app from the [App Store](#) or [Google Play](#)

## 2 EXECUTIVE SUMMARY

---

This report presents the EGNOS services performance during February 2025. The report contains global results for the reported period, including maps and tables with the performance observed at different locations in Europe using GEO-combined values for EGNOS operational GEOs. A list of the stations analysed in this report, including their location, can be found in Annex A . Additional and more detailed information about EGNOS performance can be found at the EGNOS User Support website (<https://egnos.gsc-europa.eu>).

### **Safety of Life Service (SoL)**

The percentage<sup>1</sup> of ECAC landmasses covered by APV-I and LPV200 Availability (99%) performance was 96.29% for APV-I (section 5.2.1) and 93.60% for LPV200 (section 5.3.1). The achieved coverage for Continuity (5x10<sup>-4</sup>/15s) against the SDD commitment was 94.91% for APV-I (section 5.2) and 93.59% for LPV200 (section 5.3).

The performance at all airports with approach operations based on the APV-I or LPV200 service levels (Annex B and Annex C ) presented Availability and Continuity values in line with their respective commitments as defined in the SoL SDD [RD-2] except for:

- **APV-I:** LEAM / Almeria (Cont.), LEBA / Córdoba (Cont.), LEJR / Jerez (Av. and Cont.), LMML / Luka (Cont.), LPFR / Faro (Av. and Cont.) and LPPS / Porto Santo (Cont.).
- **LPV200:** LEIB / Ibiza (Cont.), LICD / Lampedusa (Av. and Cont.), LICG / Pantelleria (Cont.) and LMML / Luka (Cont.).

The Horizontal Safety Index remained below 0.43 and Vertical Safety Index remained below 0.36 for both APV-I (section 5.2.3) and LPV200 (section 5.3.3) service levels at all the analysed sites, which represents a good integrity margin.

NPA Availability above 99% (section 5.1.1) was delivered in the 100% of the NPA service area (limited by the boundaries defined by MT27).

### **Open Service**

The monitored stations presented an Open Service Availability higher than 99% for this month (section 4) except RIMS JME (98.46%), RKK (97.42%) and KIR (98.72%).

The horizontal and vertical accuracy results for all the sites remained below 3 meters (95% HPE) and 4 meters (95% VPE) respectively.

### **EDAS Service**

In terms of availability and latency, the observed performance for all the EDAS services fulfilled the targets (section 6) [RD-3].

### **ESMAS Service**

The EGNOS SoL assisted service for Maritime Users (ESMAS) SiS commitment is based on a SiS availability of 100% (as described in ESMAS SDD [RD-4]). SiS combined availability this month has been 100%.

### **EGNOS Time Service**

The EGNOS Time Service availability presented for the combination of both operational GEOs was 100% during all month.

The offset between the EGNOS Network Time and GPS time remained below 28 nanoseconds over the three previous months: November 2024 to January 2025.

---

<sup>1</sup> The coverage percentages presented represent the ratio of area after applying the mapping projection, there may be a difference compared to the actual geographical area.



### 3 EGNOS SIS AVAILABILITY

In this document, **EGNOS SIS Availability** is defined as the percentage of time in the month during which at least one geostationary satellite broadcasts EGNOS messages.

In addition to the individual SIS Availability for PRN123 and PRN136, the following values are also reported:

- percentage of time in the month during which at least one geostationary satellite broadcasts EGNOS messages (PRN123 or PRN136);
- percentage of time in the month during which both operational geostationary satellites broadcast EGNOS messages.

EGNOS SIS monitoring for February 2025 reports the following reception percentage of an SBAS message:

- SIS – PRN123 or PRN136: **100%**
- SIS – PRN123 and PRN136: **99.98%**
- PRN123 Availability: **99.99%**
- PRN136 Availability: **99.98%**

The following Figure 1 presents the Availability of the signal in both EGNOS GEO satellites (PRN123 and PRN136). Red lines correspond to unavailability periods.

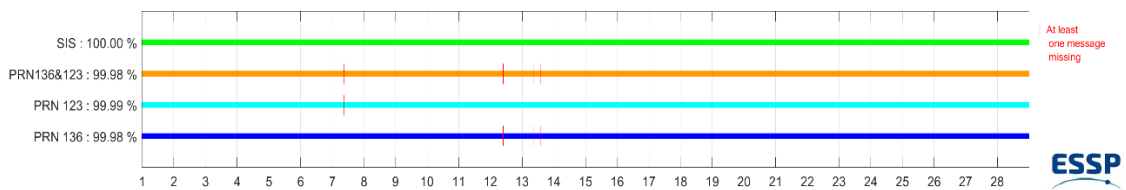


Figure 1 - EGNOS SIS & PRN Availability for February 2025



Figure 2 – Trend of EGNOS SIS Availability per GEO for the past 6 months (in green PRN 136; in purple PRN 123)

Availability (%)	2024-09	2024-10	2024-11	2024-12	2025-01	2025-02
PRN123	99.99	99.99	99.99	99.98	99.98	99.99
PRN136	99.99	99.99	99.99	99.99	99.98	99.98
At least one EGNOS GEO satellite	100	100	100	100	100	100

Table 1 – EGNOS SIS Availability (%) on EGNOS GEO satellites

## 4 EGNOS OPEN SERVICE (OS)

### 4.1 Open Service Horizontal and Vertical Accuracy

Accuracy is a measure of the position error, which is the difference between the estimated navigation position and the actual position.

**EGNOS OS Horizontal (resp. Vertical) Accuracy** is reported as the 95<sup>th</sup> percentile of the Horizontal (resp. Vertical) Navigation System Error – HNSE (resp. VNSE) over the month, at the monitored sites when applying EGNOS messages.

The Table 2 provides the values of accuracy (95%) in meters measured for this month. See Annex A for details of the stations where OS Accuracy is reported.

Station	HNSE 95% (m)	VNSE 95% (m)
Aalborg	0.9	1.8
Athens	1.1	1.6
Berlin	1.0	1.6
Cork	0.9	1.7
Catania	1.2	1.6
Egilsstadir	1.3	2.3
Glasgow	1.0	1.8
Gavle	0.9	2.0
Jan Mayen	1.8	3.0
Kirkenes	1.6	2.7
Kuusamo	1.2	2.3
Lappeenranta	1.0	2.0
Lisboa	1.5	1.8
Malaga	1.5	1.7
Palma de Mallorca	1.0	1.5
Reykjavik	1.7	3.1
Roma	0.9	1.6
Santiago de Compostela	1.2	1.3
Sofia	1.2	1.9
Swanwick	1.1	1.6
Toulouse	0.9	1.5
Trondheim	1.1	2.4
Tromsoe	1.5	2.8
Warsaw	0.9	1.5
Zurich	0.9	1.5

**Table 2 - EGNOS Open Service accuracy (95%)**

The Figure 3 and Figure 4 show the histograms and cumulative distribution functions of HNSE (Horizontal Navigation System Error) and VNSE (Vertical Navigation System Error) computed at the RIMS listed in Table 2 for each second of the reported month.

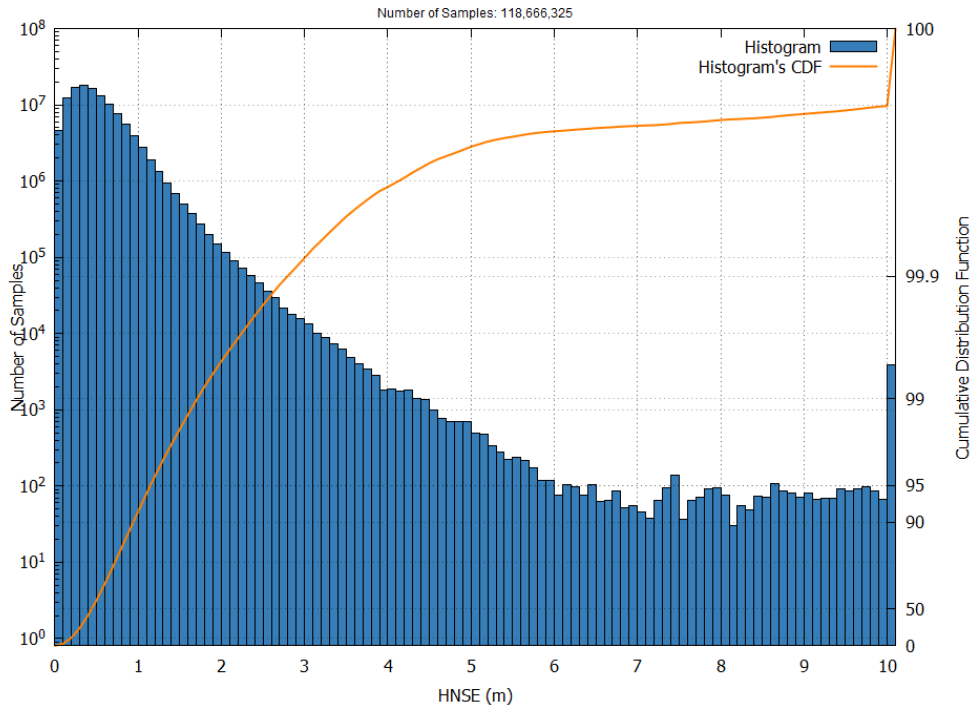


Figure 3 – EGNOS Open Service HNSE Histogram and Cumulative Probability in February 2025

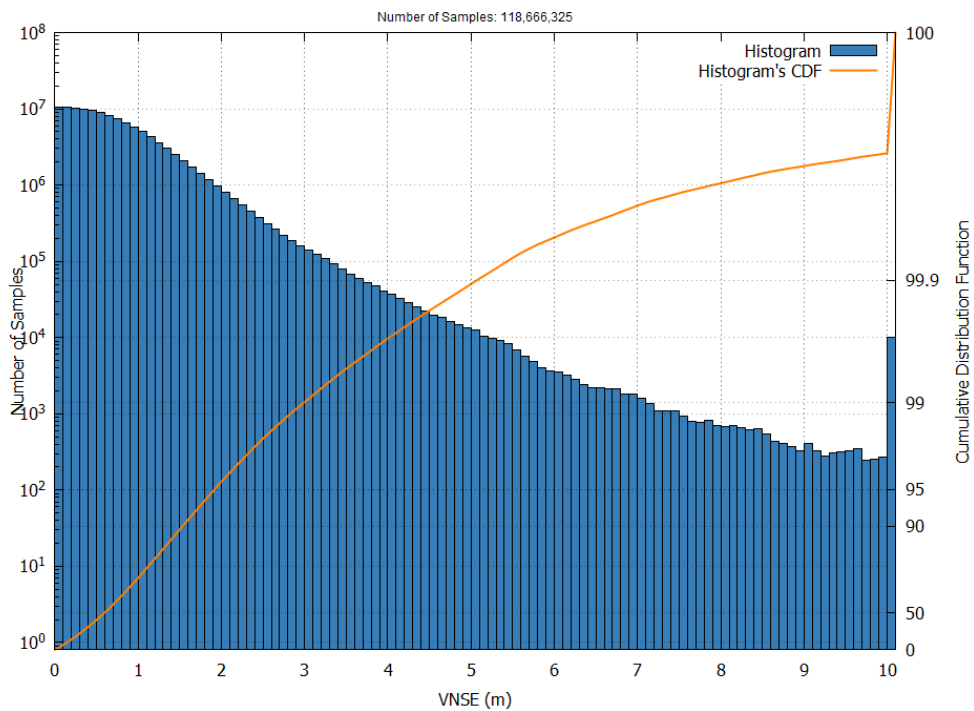


Figure 4 – EGNOS Open Service VNSE Histogram and Cumulative Probability in February 2025

## 4.2 EGNOS Open Service Availability

**EGNOS OS Availability performance** is defined in the present document as the percentage of time when the instantaneous HNSE is lower than 3 meters and the instantaneous VNSE is lower than 4 meters over the total number of samples with valid PA navigation solution.

The following Figure 5 presents the Open Service Availability measured by the monitoring stations for the reported month (RIMS sites with OS Availability lower than 99%, if any, are in red and RIMS sites with no data are in blue). See Annex A for further details of the stations where OS Accuracy is reported.

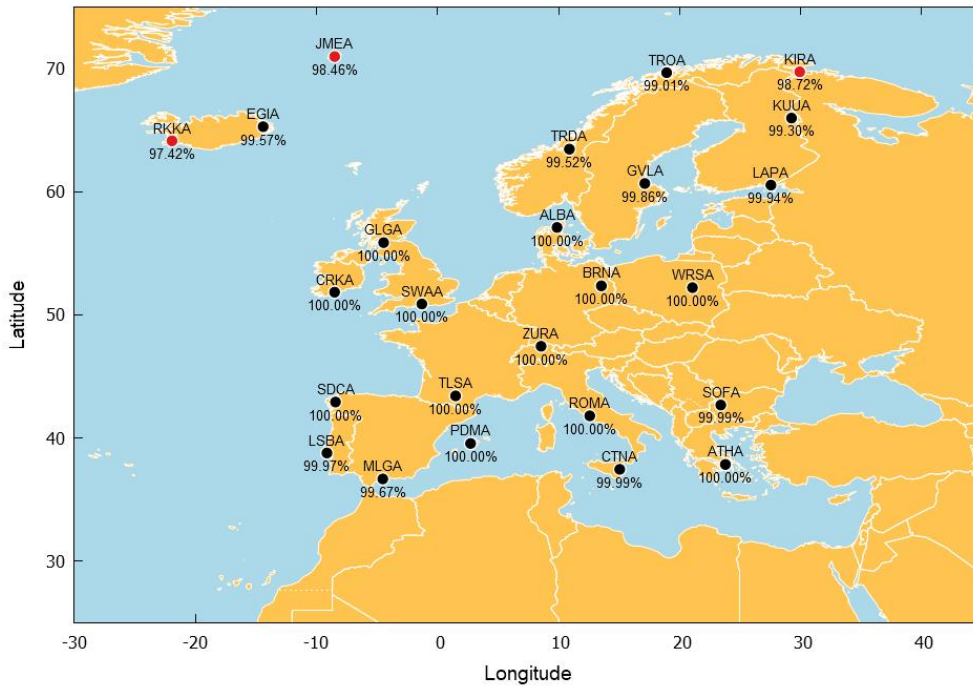


Figure 5 – EGNOS Open Service Availability at reference stations in February 2025

# 5 EGNOS SAFETY-OF-LIFE SERVICE (SOL)

## 5.1 EGNOS Non-Precision Approach (NPA)

### 5.1.1 EGNOS NPA Availability

**EGNOS NPA Availability** is defined as the percentage of samples in which the Horizontal Protection Level is below Alert Limit for NPA (HPL below 556m) over the total period. This value corresponds to the performance obtained under fault-free conditions using all satellites in view.

The Figure 6 presents EGNOS NPA Availability over the reported month. It must be noted that NPA Availability considering RAIM is not considered in this report.

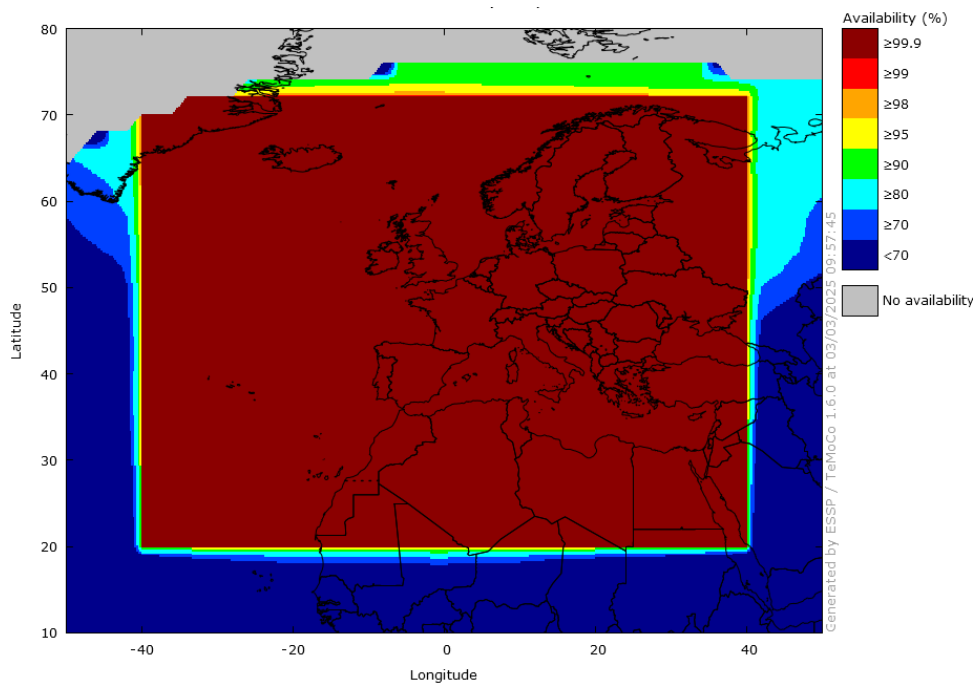


Figure 6 – EGNOS NPA Availability in February 2025

### 5.1.2 EGNOS NPA Continuity

**EGNOS NPA Continuity** is reported as the result of dividing the total number of single continuity events using a time-sliding window of 1 hour by the number samples with valid and available NPA navigation solution. A single continuity event occurs if the system is available at the start of the operation and in at least one second inside the following time-sliding window of 1 hour the system becomes not available. This value corresponds to the performance obtained under fault-free conditions using all satellites in view.

The Figure 7 presents the EGNOS NPA Continuity Risk measured for the last 6 months (in order to observe the minimum NPA Continuity performance committed in the SoL SDD  $-1 \times 10^{-3}/\text{hour}$ -, at least 6 months of data need to be evaluated due to the discrete nature of discontinuity events). It must be noted that NPA Continuity is computed in this report using only the EGNOS NPA solution and not considering the GPS RAIM solution when the EGNOS one is not available.

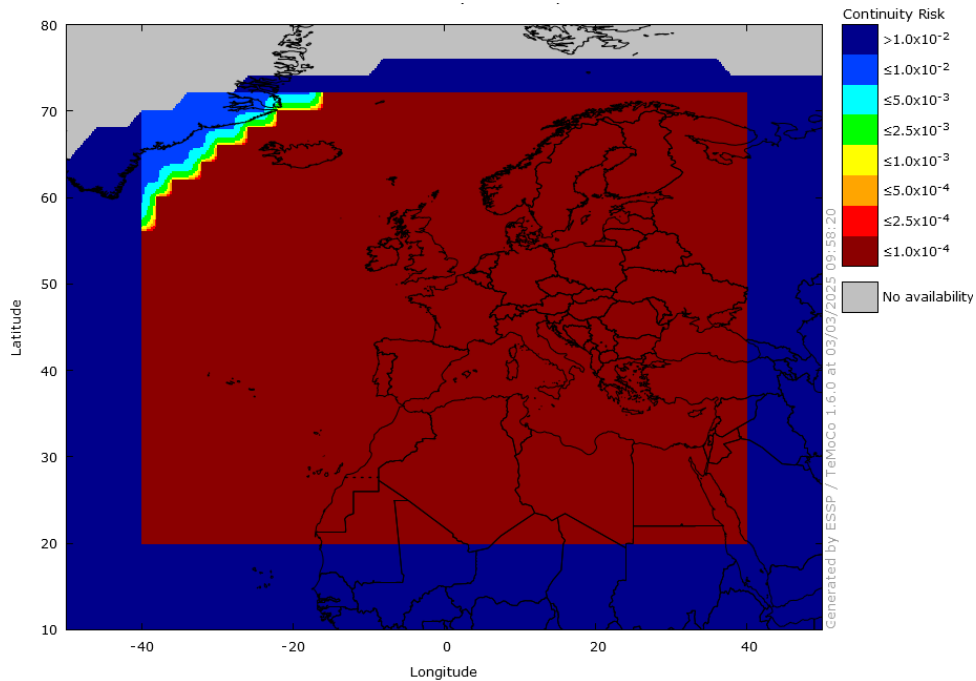


Figure 7 – EGNOS NPA Continuity over the last 6 months

### 5.1.3 EGNOS NPA Integrity Events

**EGNOS NPA Integrity Event** is defined as an event when the Navigation System Error is greater or equal to the corresponding Protection Level for NPA.

No integrity event was detected during the reported month.

**Safety Index** is defined as the relation between Navigation System Error and Protection Level (assuming NPA algorithms to compute  $xNSE$  and  $xPL$ ) for each second. Case of ratio  $xNSE/xPL$  is over 1, it indicates that a Misleading Information situation has occurred.

The Figure 8 shows the distribution of HSI (Horizontal Safety Index), which is computed at the different EGNOS stations for each second over the reported month. This histogram considers the epochs in which the NPA service was available (Protection Level < NPA Alarm Limit).

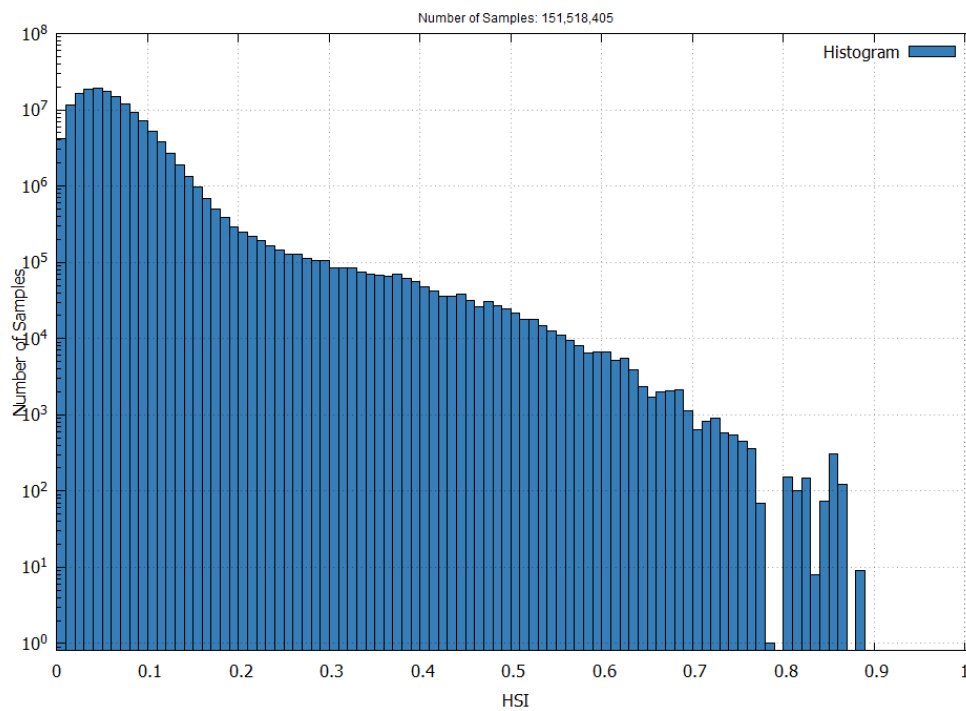


Figure 8 – EGNOS NPA Horizontal Safety Index in February 2025

### 5.1.4 EGNOS NPA Accuracy

**EGNOS NPA Accuracy** is reported as the 95<sup>th</sup> percentile of the Horizontal Navigation System Error (HNSE) over the month, at the monitored sites when the NPA service is available (HPL below 556 m).

The Figure 3 shows the NPA Accuracy values in meters. See Annex A for further details of the stations where NPA Accuracy is reported.

Station	HNSE 95% (m)	% of samples in NPA available
Aalborg	0.9	99.99%
Agadir	10.1	100.00%
Athens	1.2	100.00%
Azores	2.5	99.99%
Berlin	1.0	99.99%
Canary Islands	10.1	99.99%
Cork	0.9	99.99%
Catania	1.4	99.99%
Djerba	8.2	99.99%
Egilsstadir	1.3	99.99%
Glasgow	1.0	99.99%
Gavle	0.9	100.00%
Golbasi	1.2	99.99%
Haifa	N/A	N/A
Jan Mayen	1.8	100.00%
Kirkenes	1.6	99.99%
Kuusamo	1.2	100.00%
Lappeenranta	1.0	99.99%
Lisboa	1.7	99.99%
Madere	8.4	99.99%
Malaga	2.4	99.99%
La Palma	10.1	99.99%
Palma de Mallorca	1.0	99.99%
Reykjavik	1.7	99.99%
Roma	0.9	99.99%
Santiago de Compostela	1.2	99.99%
Sofia	1.2	99.99%
Swanwick	1.1	99.99%
Toulouse	0.9	100.00%
Trondheim	1.1	100.00%
Tromsoe	1.5	100.00%
Warsaw	0.9	99.99%
Zurich	0.9	100.00%

**Table 3 - EGNOS NPA Horizontal Accuracy<sup>2</sup> (95%) and percentage of time in NPA available**

<sup>2</sup> RIMS Haifa is not operational since October 2023 and the asset will remain in that state until further notice.



The following Figure 9 shows the histogram and cumulative probability function of HNSE (Horizontal Navigation System Error) computed at RIMS sites listed in Table 3 for each second of the reported month.

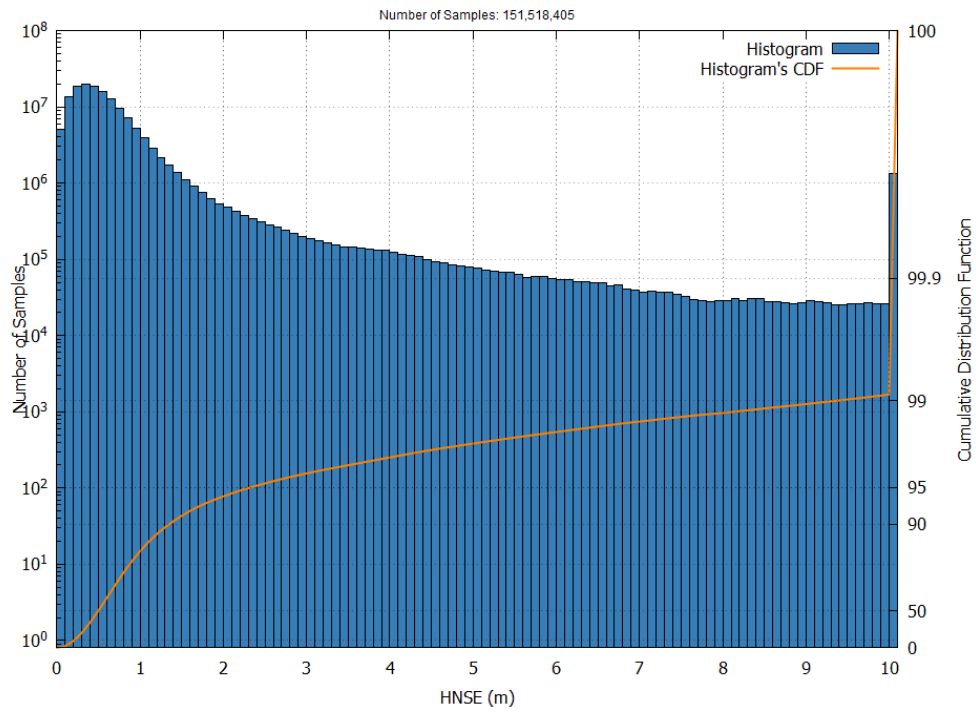


Figure 9 – EGNOS NPA HNSE Histogram and Cumulative Probability in February 2025

## 5.2 EGNOS Approach with Vertical guidance (APV-I)

### 5.2.1 EGNOS APV-I Availability

**EGNOS APV-I Availability** is defined as the percentage of epochs in a month in which the Protection Level are below Alert Limits for this APV-I service (HPL<40m and VPL<50m) over the total period. This value corresponds to the performance obtained under fault-free conditions using all satellites in view.

The following Figure 10 presents the EGNOS APV-I Availability over the reported month using GEO-combined maps for the operational EGNOS GEOs.

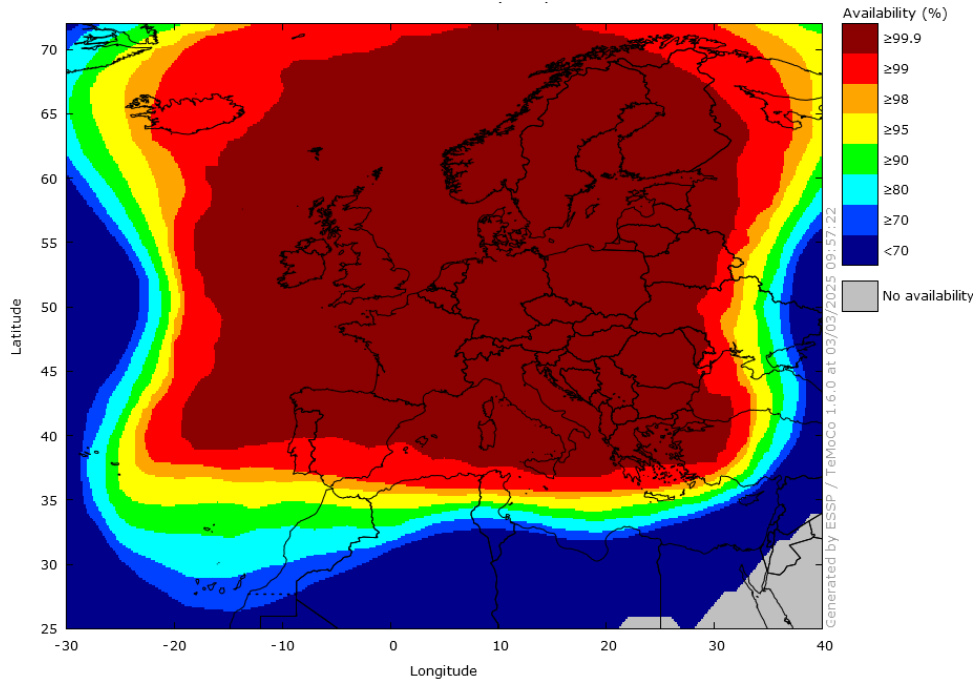


Figure 10 – EGNOS APV-I Availability in February 2025

Figure 11 here below presents the evolution of the daily APV-I Availability (99%) compliance area. The percentage is computed with respect to ECAC Landmasses as specified in the EGNOS Safety of Life SDD [RD-2]. The information is presented for the last 3 months.

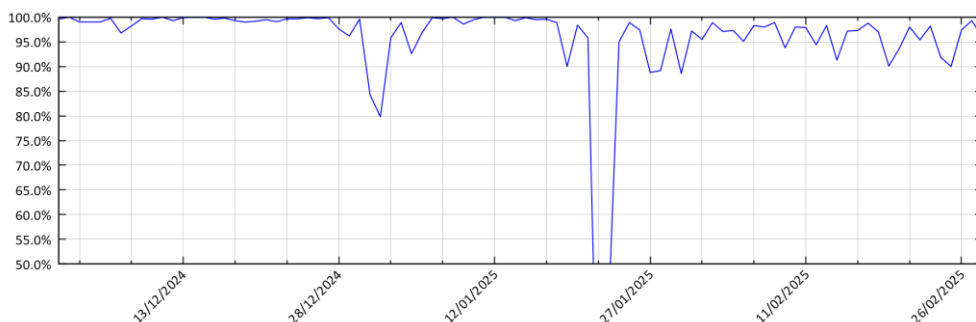


Figure 11 – EGNOS APV-I Availability compliance trend (compliance area percentage with regards to ECAC landmasses)

## 5.2.2 EGNOS APV-I Continuity Risk

**EGNOS APV-I Continuity Risk** is defined as the result of dividing the total number of single continuity events using a time-sliding window of 15 seconds by the number of samples with valid and available APV-I navigation solution. A single continuity event occurs if the system is available at the start of the operation and in at least one of the following 15 seconds the system becomes not available. This value corresponds to the performance obtained under fault-free conditions using all satellites in view.

The following Figure 12 presents the EGNOS APV-I Continuity over the reported month using GEO-combined maps for the operational EGNOS GEOs.

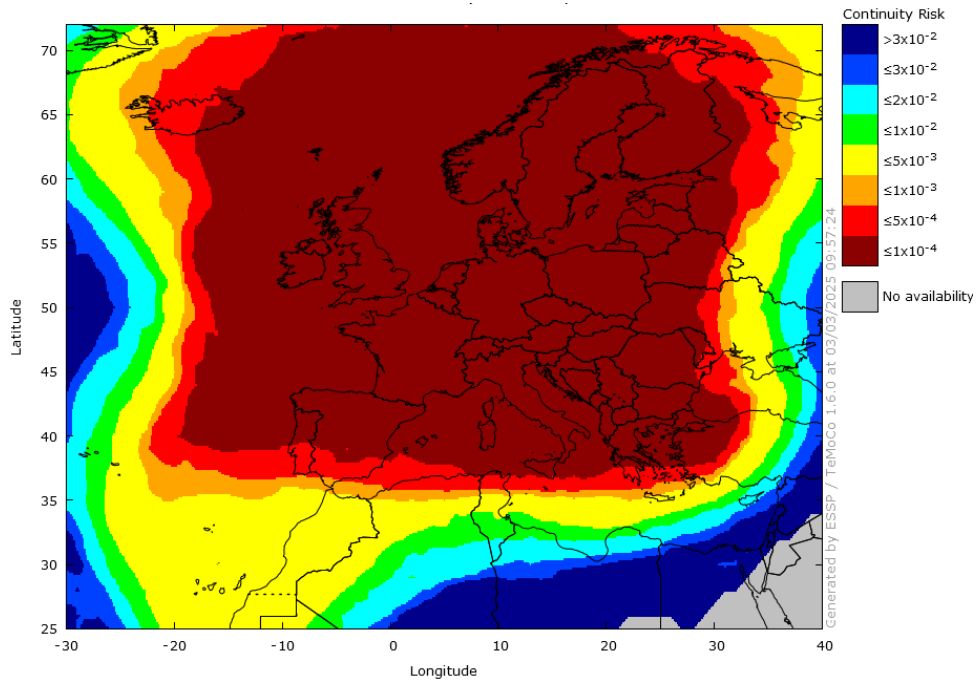


Figure 12 – EGNOS APV-I Continuity in February 2025

## 5.2.3 EGNOS APV-I Integrity

**EGNOS APV-I Integrity Event** is defined as an event when the Navigation System Error is greater or equal to the corresponding Protection Level for APV-I.

No integrity event was detected during the reported month.

**Safety Index** is defined as the relation between Navigation System Error versus Protection Level (assuming PA algorithms to compute  $xNSE$  and  $xPL$ ) for each second. In case of ratio  $xPE/xPL$  is over 1; it indicates that a Misleading Information situation has occurred.

The Figure 13 and Figure 14, here after, provide the histogram for HSI (Horizontal Safety Index) and VSI (Vertical Safety Index) for each second when accumulating measurements from the different EGNOS stations over the reported month. Only those samples whose Protection Level is below the APV-I Alarm Limit have been considered in the histograms.

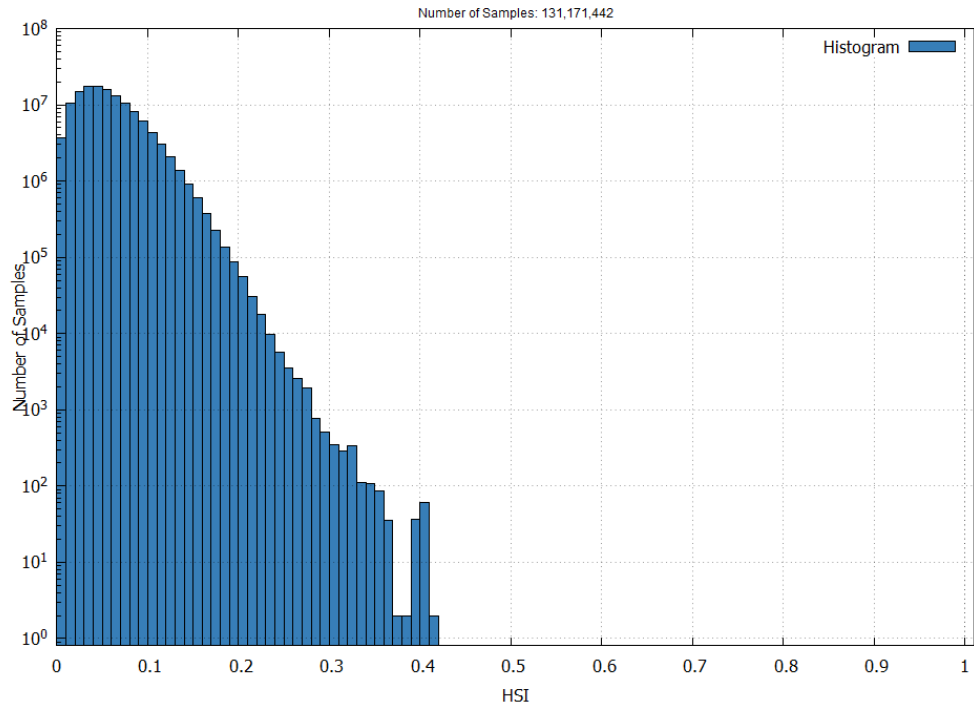


Figure 13 – EGNOS APV-I Horizontal Safety Index in February 2025

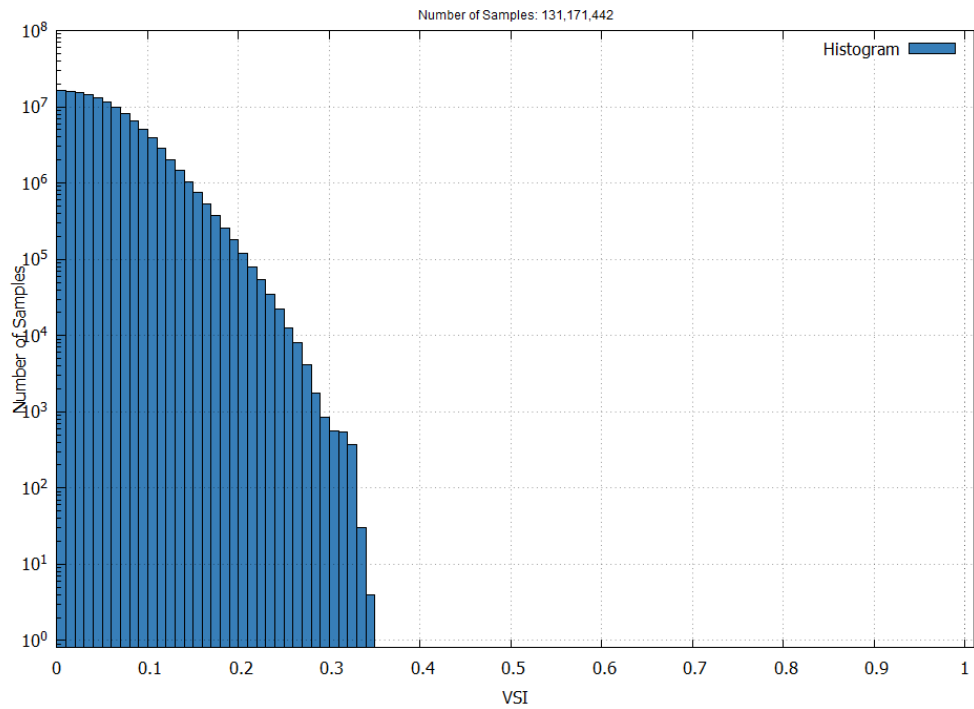


Figure 14 – EGNOS APV-I Vertical Safety Index in February 2025

## 5.2.4 EGNOS APV-I Accuracy

**EGNOS APV-I Accuracy** is reported as the 95<sup>th</sup> percentile of the Horizontal and Vertical Navigation System Error over the month, at the monitored sites when the APV-I service is available (HPL<40m and VPL<50m).

The following Table 4 shows the monthly APV-I Accuracy values in meters for the combined GEO satellite signal. See Annex A for further details of the stations where APV-I Accuracy is reported.

Station	HNSE 95% (m)	VNSE 95% (m)	% of samples with APV-I service available
Aalborg	0.9	1.8	99.99%
Athens	1.1	1.6	99.99%
Berlin	1.0	1.6	99.99%
Cork	0.9	1.7	99.99%
Catania	1.2	1.6	99.95%
Djerba	2.1	2.1	85.30%
Egilsstadir	1.3	2.3	99.88%
Glasgow	1.0	1.8	99.99%
Gavle	0.9	2.0	100.00%
Golbasi	1.1	2.0	99.38%
Jan Mayen	1.8	3.0	99.83%
Kirkenes	1.5	2.6	99.62%
Kuusamo	1.2	2.3	99.96%
Lappeenranta	1.0	2.0	99.99%
Lisboa	1.4	1.8	99.70%
Madere	2.2	1.9	91.28%
Malaga	1.5	1.7	99.01%
Palma de Mallorca	1.0	1.5	99.98%
Reykjavik	1.5	2.8	99.10%
Roma	0.9	1.6	99.99%
Santiago de Compostela	1.2	1.3	99.99%
Sofia	1.2	1.9	99.99%
Swanwick	1.1	1.6	99.99%
Toulouse	0.9	1.5	100.00%
Trondheim	1.1	2.4	100.00%
Tromsoe	1.5	2.8	99.97%
Warsaw	0.9	1.5	99.99%
Zurich	0.9	1.5	100.00%

**Table 4 - EGNOS APV-I Accuracy (95%) and percentage of time in APV-I mode at reference stations**

The Figure 15 and Figure 16, here after, show the histogram and cumulative distribution function of HNSE (Horizontal Navigation System Error) and VNSE (Vertical Navigation System Error) computed at the RIMS listed in Table 4 for each second of the reported month.

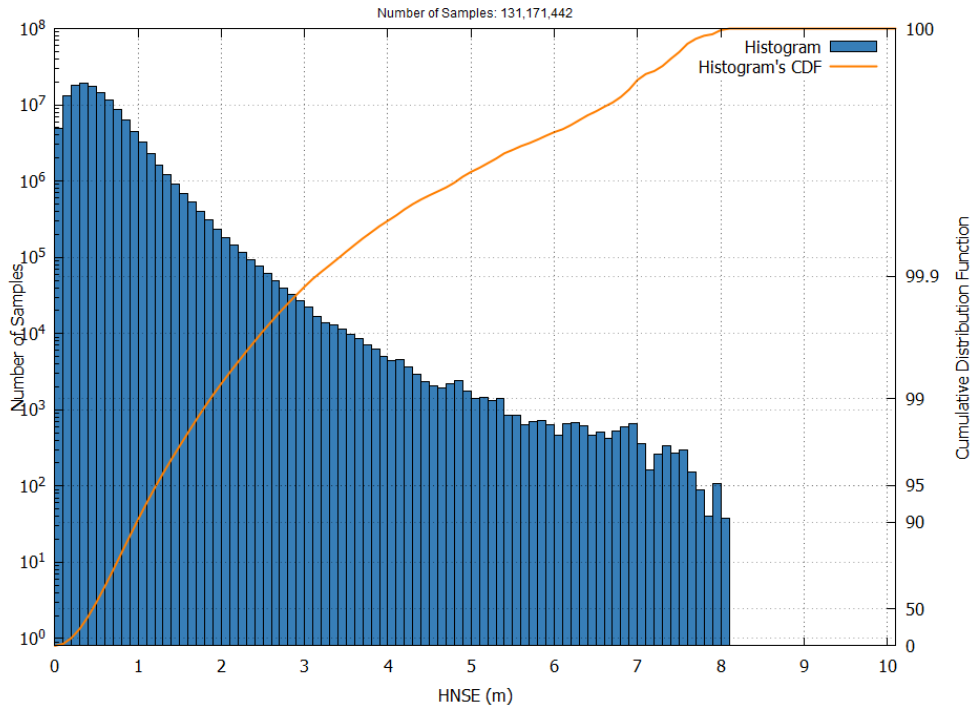


Figure 15 – EGNOS APV-I HNSE Histogram and Cumulative Probability in February 2025

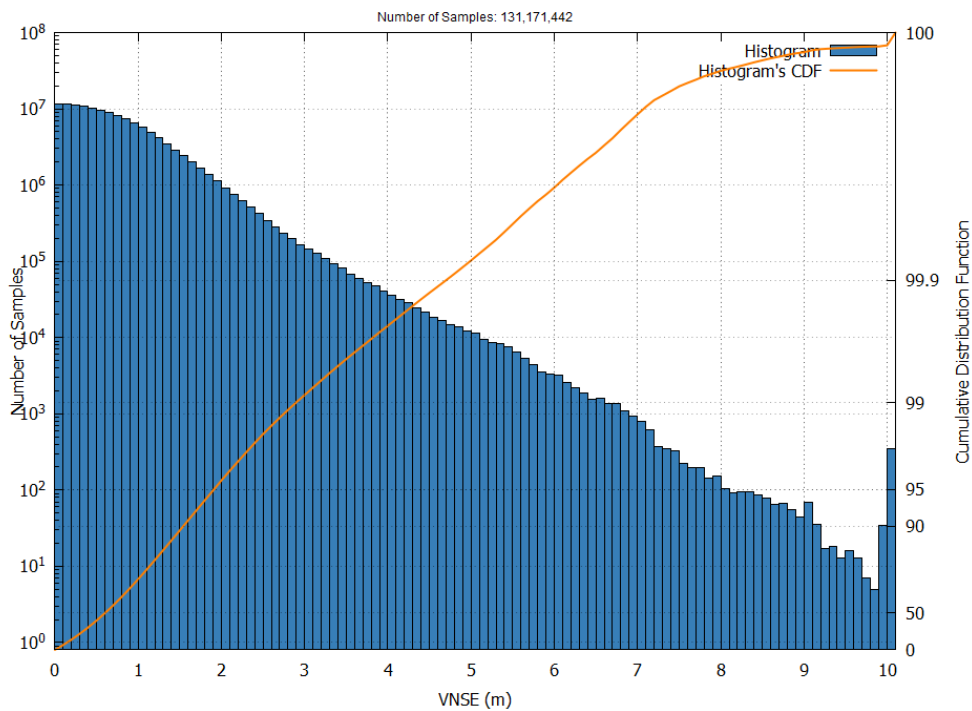


Figure 16 – EGNOS APV-I VNSE Histogram and Cumulative Probability in February 2025

### 5.2.5 EGNOS APV-I Performance at airports

For the reported month, the Availability at airports with EGNOS-based procedures for APV-I service is shown in Figure 17 and the number of outages is shown in Figure 18.

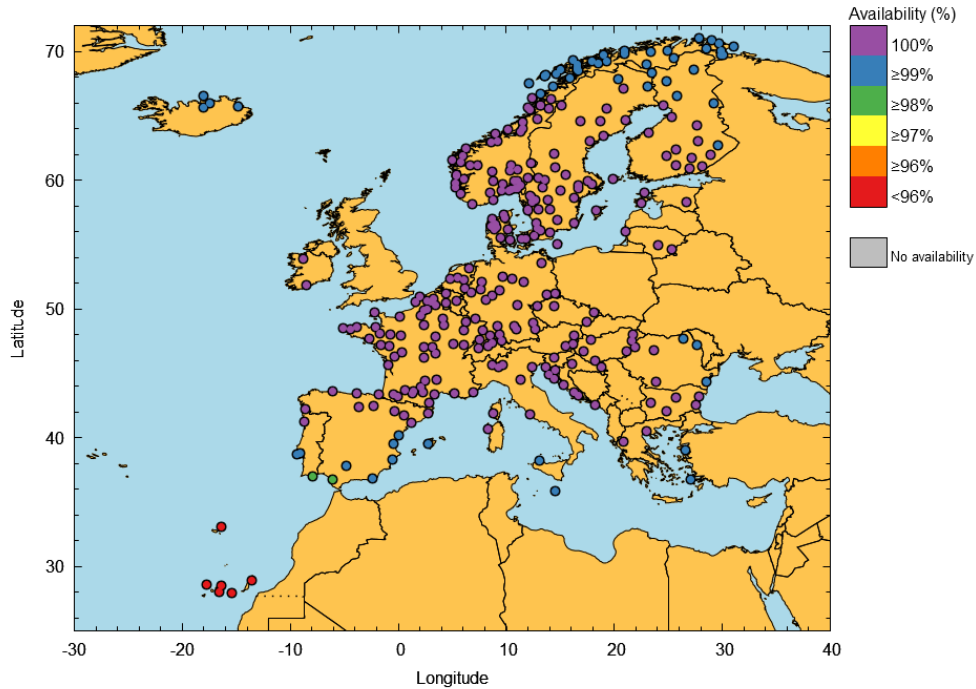


Figure 17 – EGNOS APV-I Availability at airports in February 2025

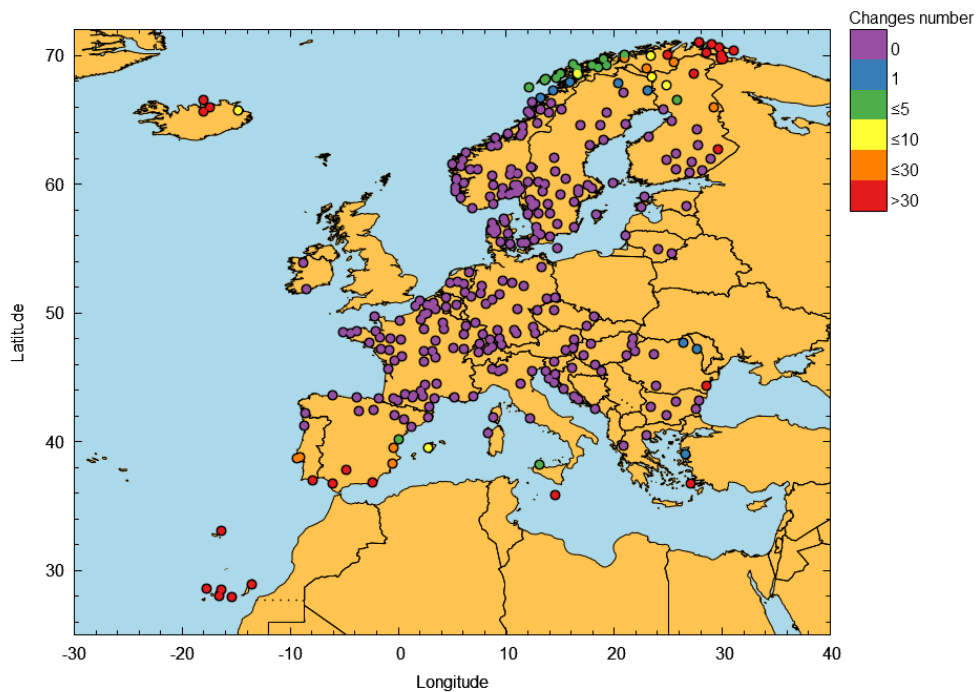


Figure 18 – EGNOS APV-I outages in February 2025

See Annex B for details of the APV-I Availability and Continuity at airports with published procedures using EGNOS.

## 5.3 EGNOS Localizer Performance with Vertical Guidance to a decision altitude of 200ft (LPV-200)

### 5.3.1 EGNOS LPV-200 Availability

**EGNOS LPV-200 Availability** is defined as the percentage of epochs in a month in which the Protection Level are below Alert Limits for this LPV-200 service (HPL<40m and VPL<35m) over the total period. This value corresponds to the performance obtained under fault-free conditions using all satellites in view.

The following Figure 19 presents the EGNOS LPV-200 Availability over the reported month using GEO-combined maps for the operational EGNOS GEOs.

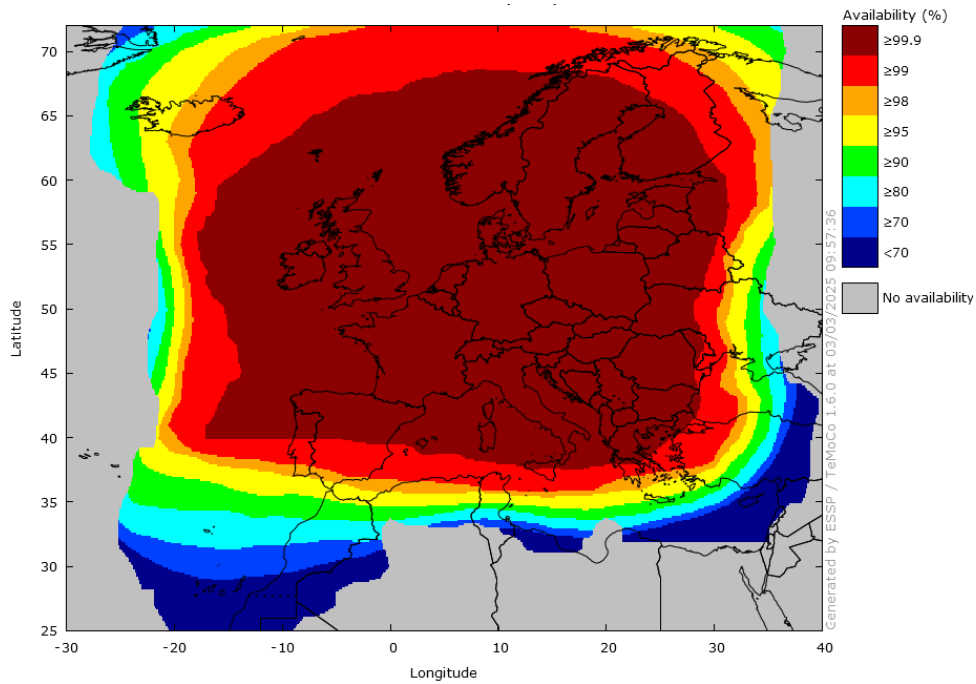


Figure 19 – EGNOS LPV-200 Availability in February 2025

Below, the evolution of the daily LPV200 Availability (99%) compliance area is presented. The percentage is computed with respect to ECAC Landmasses as specified in the EGNOS Safety of Life SDD [RD-2]. The information is presented for the last 3 months.

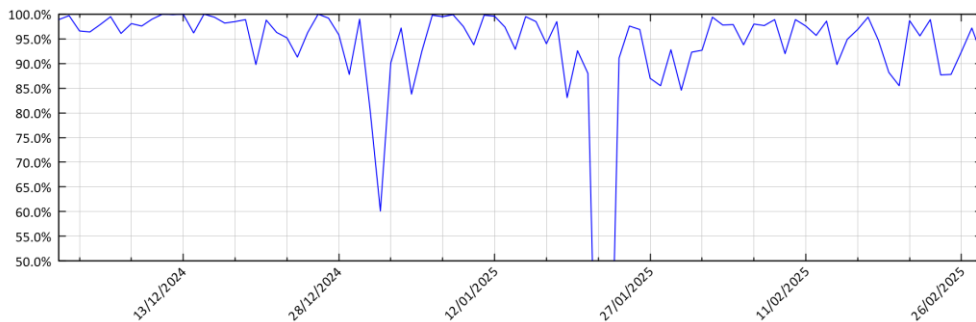


Figure 20 – EGNOS LPV-200 Availability compliance trend (compliance area percentage with regards to ECAC landmasses)



### 5.3.2 EGNOS LPV-200 Continuity Risk

**EGNOS LPV-200 Continuity Risk** is defined as the result of dividing the total number of single continuity events using a time-sliding window of 15 seconds by the number of samples with valid and available LPV-200 navigation solution. A single continuity event occurs if the system is available at the start of the operation and in at least one of the following 15 seconds the system becomes not available. This value corresponds to the performance obtained under fault-free conditions using all satellites in view.

The following Figure 21 presents the EGNOS LPV-200 Continuity over the reported month using GEO-combined maps for the operational EGNOS GEOs.

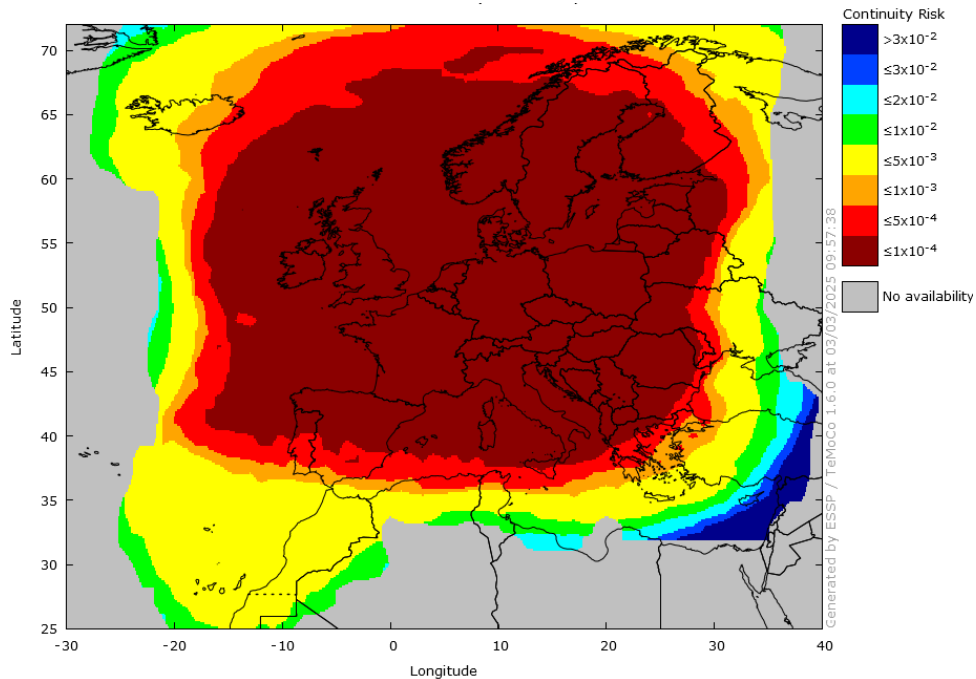


Figure 21 – EGNOS LPV-200 Continuity<sup>3</sup> in February 2025

### 5.3.3 EGNOS LPV-200 Integrity

**EGNOS LPV-200 Integrity Event** is defined as an event when the Navigation System Error is greater or equal to the corresponding Protection Level for LPV-200.

No integrity event was detected during the reported month.

**Safety Index** is defined as the relation between Navigation System Error versus Protection Level (assuming PA algorithms to compute  $xNSE$  and  $xPL$ ) for each second. In case of ratio  $xPE/xPL$  is over 1; it indicates that a Misleading Information situation has occurred.

The Figure 22 and Figure 23, here after, provide the histograms for HSI (Horizontal Safety Index) and VSI (Vertical Safety Index) for each second when accumulating measurements from the different EGNOS stations over the reported month. Only those samples whose Protection Level is below the LPV-200 Alarm Limit have been considered in the histograms.

<sup>3</sup> The lack of additional performance levels in grey areas is due to the non-compliance in this region with the accuracy requirements imposed to LPV-200 service level. For more details please refer to section 6.3.3.1 of the EGNOS Safety of Life SDD [RD-2].

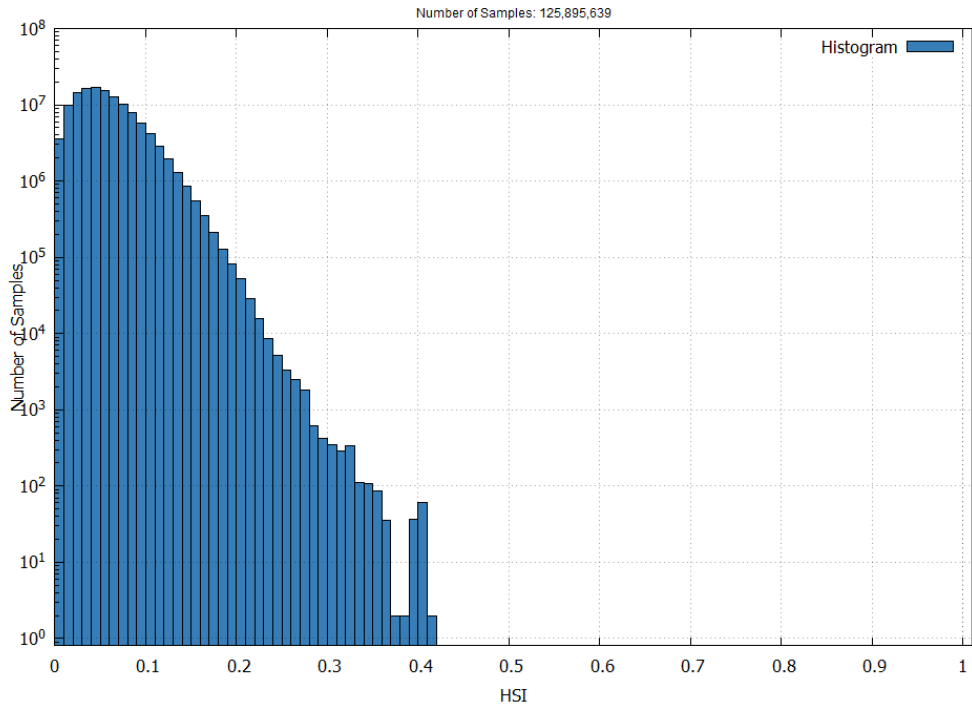


Figure 22 – EGNOS LPV-200 Horizontal Safety Index in February 2025

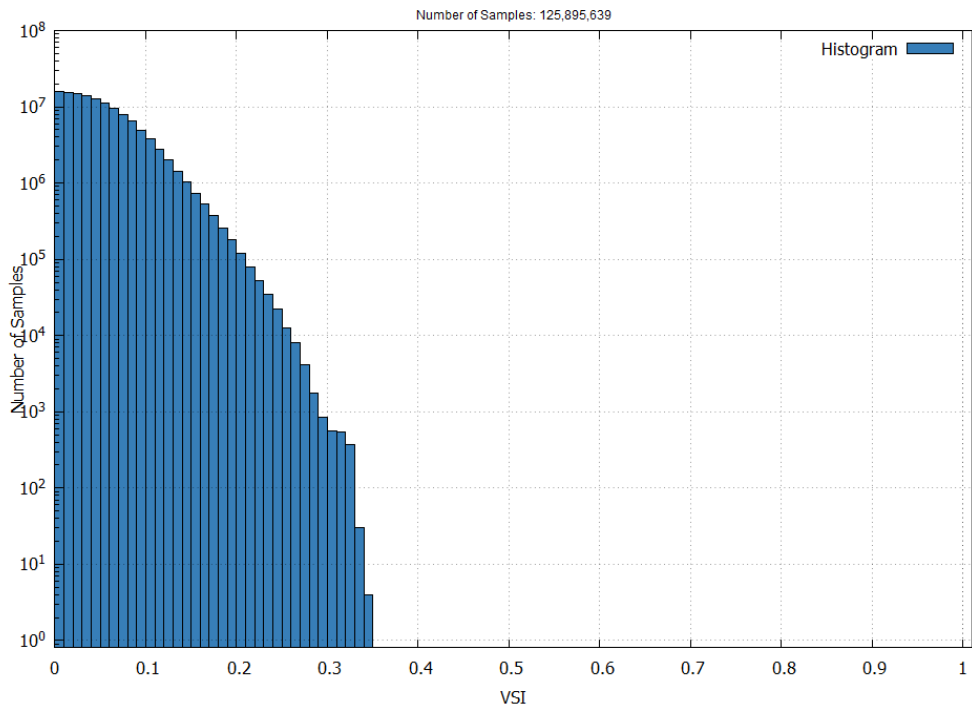


Figure 23 – EGNOS LPV-200 Vertical Safety Index in February 2025

### 5.3.4 EGNOS LPV-200 Accuracy

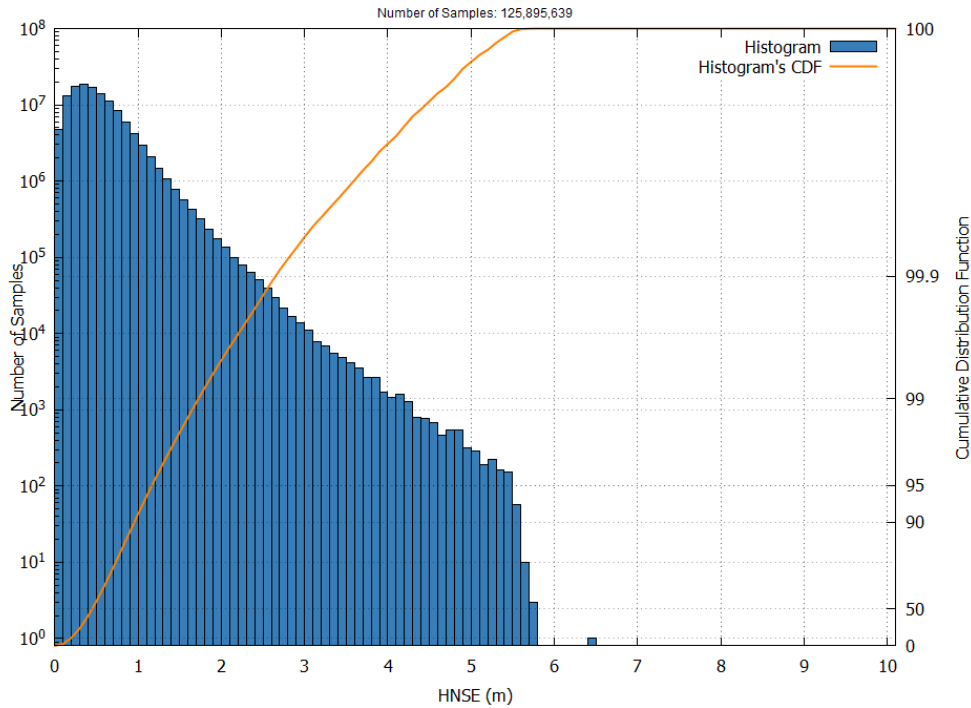
**EGNOS LPV-200 Accuracy** is reported as the 95<sup>th</sup> percentile of the Horizontal and Vertical Navigation System Error over the month, at the monitored sites when the LPV-200 service is available (HPL<40m and VPL<35m).

The following table shows the monthly LPV-200 Accuracy values in meters for the combined GEO satellite signal. See Annex A for further details of the stations where LPV-200 Accuracy are reported.

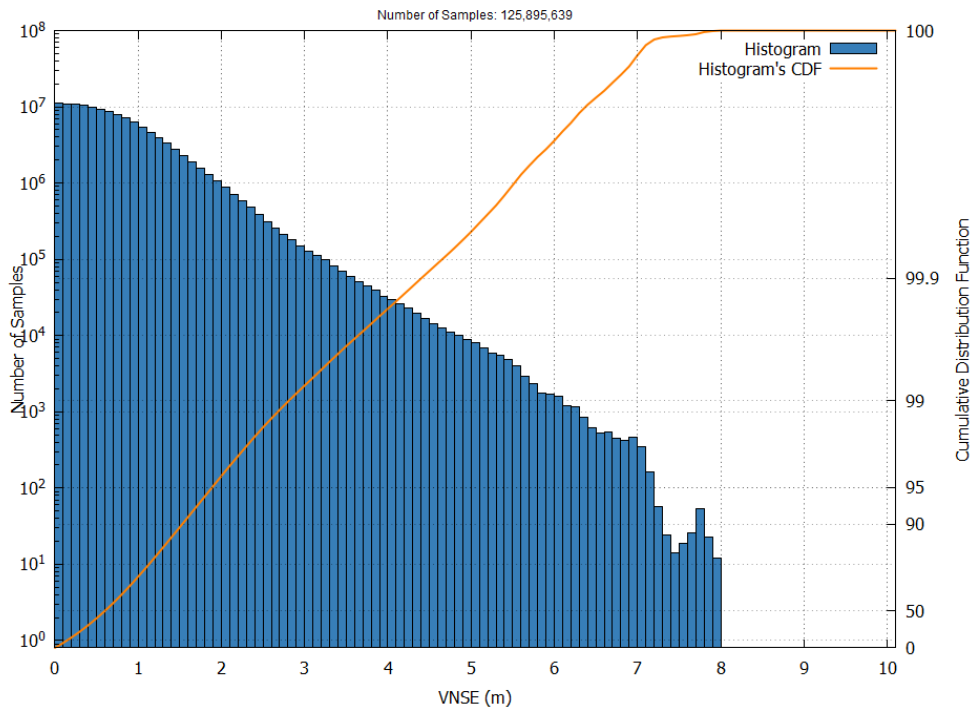
Station	HNSE 95% (m)	VNSE 95% (m)	% of samples with LPV-200 service available
Aalborg	0.9	1.8	99.99%
Athens	1.1	1.6	99.84%
Berlin	1.0	1.6	99.98%
Cork	0.9	1.7	99.99%
Catania	1.2	1.6	99.88%
Djerba	2.0	2.1	84.48%
Egilsstadir	1.3	2.3	99.50%
Glasgow	1.0	1.8	99.99%
Gavle	0.9	2.0	100.00%
Golbasi	1.1	1.9	96.63%
Jan Mayen	1.8	2.9	98.98%
Kirkenes	1.5	2.5	97.99%
Kuusamo	1.2	2.3	99.65%
Lappeenranta	1.0	2.0	99.99%
Lisboa	1.4	1.8	99.55%
Malaga	1.5	1.7	98.59%
Palma de Mallorca	1.0	1.5	99.98%
Reykjavik	1.4	2.6	96.38%
Roma	0.9	1.6	99.99%
Santiago de Compostela	1.2	1.3	99.99%
Sofia	1.2	1.9	99.99%
Swanwick	1.1	1.6	99.99%
Toulouse	0.9	1.5	100.00%
Trondheim	1.1	2.4	100.00%
Tromsoe	1.5	2.7	99.71%
Warsaw	0.9	1.5	99.98%
Zurich	0.9	1.5	100.00%

**Table 5 – EGNOS LPV-200 Accuracy (95%) and percentage of time in LPV-200 mode at reference stations**

The Figure 24 and Figure 25, here after, show the histogram and cumulative distribution function of HNSE (Horizontal Navigation System Error) and VNSE (Vertical Navigation System Error) computed at the RIMS sites of Table 5 for each second of the reported month.



**Figure 24 – EGNOS LPV-200 HNSE Histogram and Cumulative Probability in February 2025**



**Figure 25 – EGNOS LPV-200 VNSE Histogram and Cumulative Probability in February 2025**

The following Figure 26 displays the maximum LPV-200 VNSE registered at the RIMS sites of Table 5 during the period 1<sup>st</sup> August 2024 to 31<sup>st</sup> January 2025. All RIMS are compliant with the instantaneous 10m threshold to detect Accuracy Major Events, except for RIMS TROA, KIRA and TRDA.

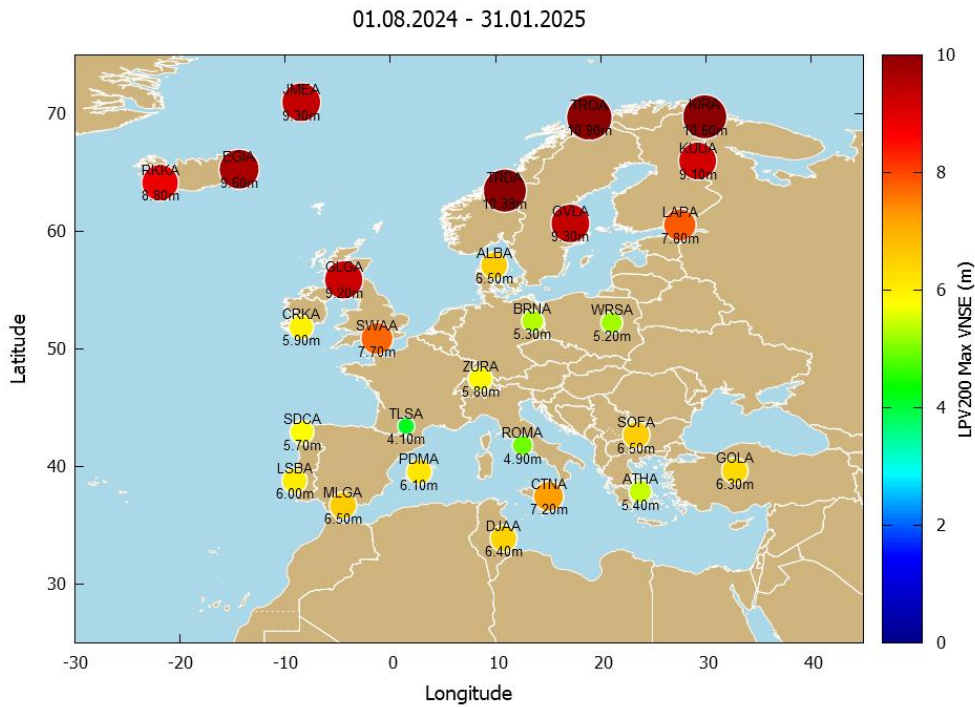


Figure 26 – EGNOS LPV-200 VNSE Maximum Values

### 5.3.5 EGNOS LPV-200 Performance at airports

For the reported month the Availability at airports with EGNOS-based procedures for LPV-200 service is shown in Figure 27 and the number of outages is shown in Figure 28

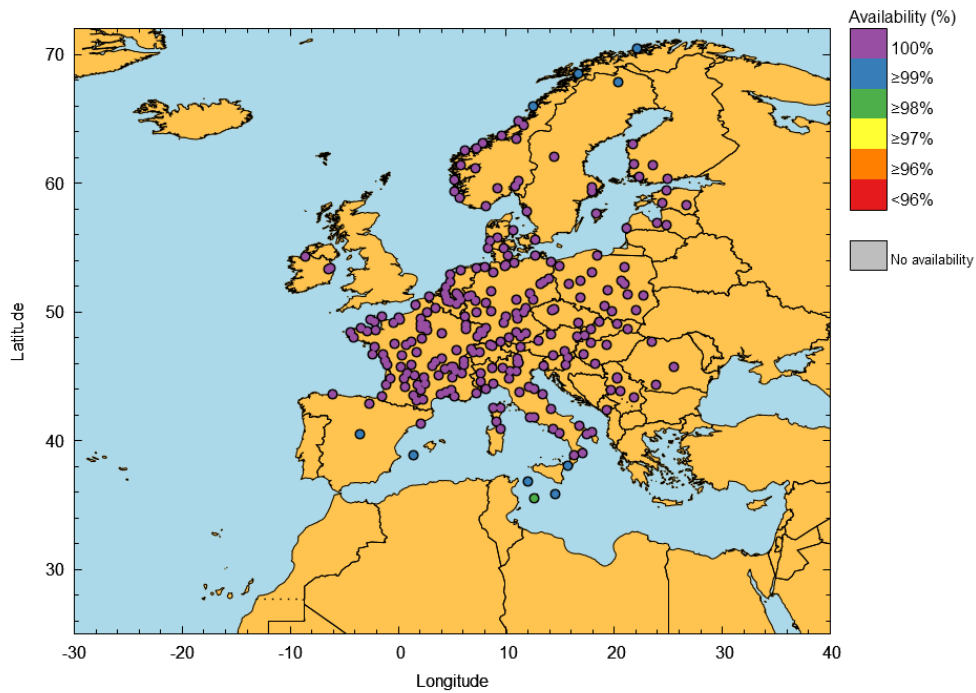
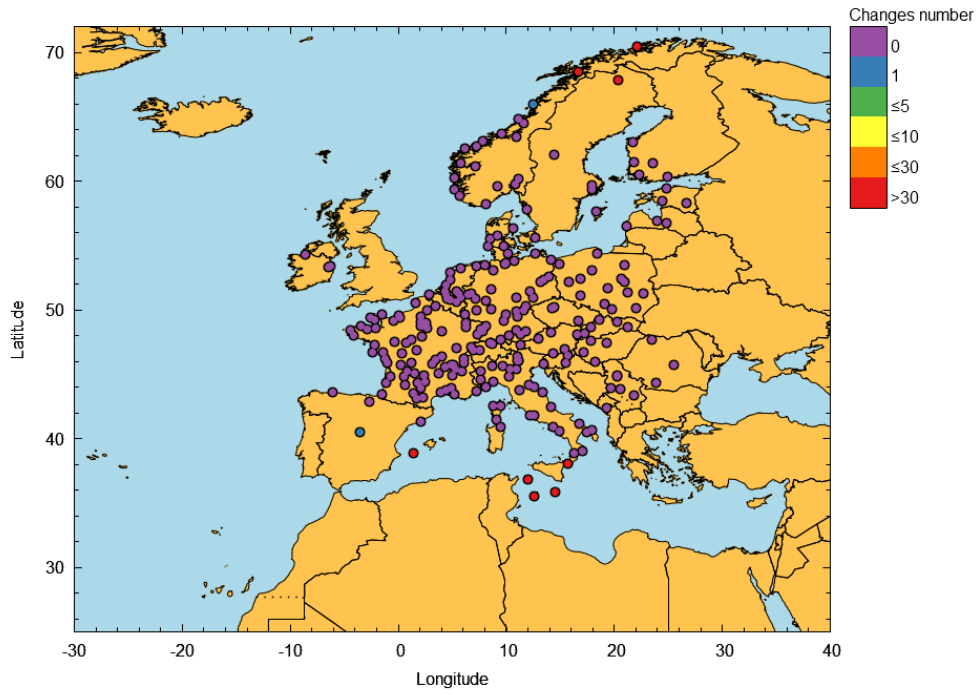


Figure 27 – EGNOS LPV-200 Availability at airports in February 2025



**Figure 28 – EGNOS LPV-200 outages in February 2025**

See Annex C for details of the LPV-200 Availability and Continuity at airports with published procedures using EGNOS.

## 6 EGNOS DATA ACCESS SERVICE (EDAS)

EDAS (EGNOS Data Access Service) offers internet-based access to EGNOS data [RD-3]. It is the single point of access for the data collected and generated by the EGNOS infrastructure composed of ground stations distributed over Europe and North Africa.

The main data provided by EDAS are:

- Raw GPS, GLONASS and EGNOS GEO observations and navigation data collected by the entire network of Ranging and Integrity Monitoring Stations (RIMS) and Navigation Land Earth Stations (NLES).
- EGNOS augmentation messages, as normally received by users via the EGNOS Geostationary satellites.

These data are provided through different EDAS Services, and in different formats, to satisfy the complete set of applications and needs. For a description of the EDAS services, please refer to the EDAS SDD [RD-3].

Additional information on the EDAS services is available in the EDAS section of the EDAS User Support website (<https://edas-maritime.gsc-europa.eu>) including the [EDAS services status in real-time](#).

Table 6 presents the performance of EDAS Services (please refer to the EDAS SDD [RD-3] for definition details) corresponding to February 2025:

- Availability: Percentage of time during which the service provides the data according to the specifications.
- Latency: Average of the percentile 95% latencies monitored for every 5 minutes period within the month.

EDAS Service		Availability	Latency (ms)
Service Level 0	-	99.98%	1101.32
Service Level 2	-	99.98%	1103.21
Ntrip Service	-	99.98%	625.32
SISNeT Service	GEO Operational 1	99.98%	64.36
	GEO Operational 2	99.95%	64.71
Data Filtering Service	RIMS A	99.98%	1057.07
	Central	99.98%	493.04
	MEDA	99.98%	506.18
	North-East	99.98%	192.96
	North-West	99.98%	498.89
	South-West	99.98%	1055.68
FTP Service	-	100.00%	N/A

**Table 6 – Performance of EDAS Services**

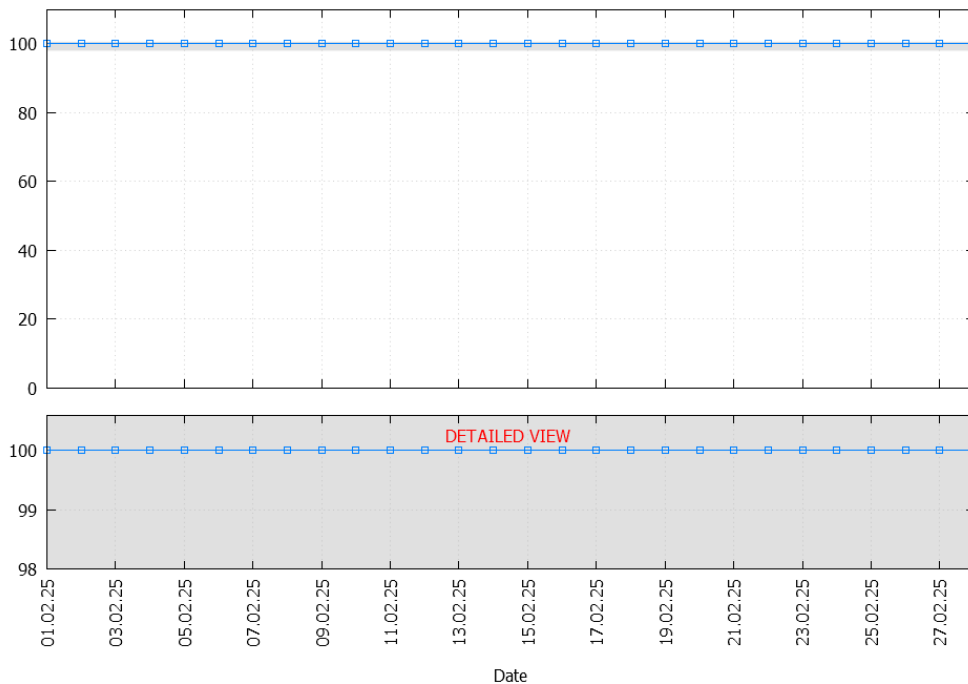
The availability figures reported in the table above were affected by a sporadic EDAS Outage in February 24<sup>th</sup> and 25<sup>th</sup> during a notified maintenance activity.

# 7 EGNOS TIME SERVICE

The EGNOS Time Service supports timing application by providing specific corrections that allow the tracing of EGNOS Network Time (ENT) to the physical realisation of the Coordinated Universal Time by Observatoire de Paris, UTC.

The **EGNOS Time Service Availability**<sup>4</sup> is computed as the percentage of time per day in which it is possible to obtain the time solution referred to UTC scale by applying a valid offset between the EGNOS Network Time (ENT) and the UTC scale, provided through the EGNOS Message Type 12.

The EGNOS Time Service availability presented for the combination of both operational GEOs was 100% during all month.



**Figure 29 – EGNOS Time Service Availability in February 2025**

The EGNOS Network Time is computed assuring its alignment with the GPS timescale. Due to this requirement, the offset between both timescales is below 50ns. The Figure 30 shows the relative consistency of both ENT and GPS timescales for the three months previous to the reported months, i.e., from November 2024 to January 2025. It can be observed that the offset between them remains below 28 nanoseconds. Note that Time Service was unavailable from 31/12/2024 to 26/01/2025.

<sup>4</sup> EGNOS Time Service Availability is computed taking into account that it is not possible to obtain the time solution if the navigation solution cannot be computed. Therefore, if a SiS outage longer than 3 seconds happens the MT12 data will be set as invalid in order to simulate the unavailability of the receiver to compute the PVT solution and no Time Service will be available until a new valid MT12 is received. In order to take into account the user capability of switching from one operational GEO to the other in case of SiS outage, the EGNOS Time Service availability is computed over the combination of both GEOs.



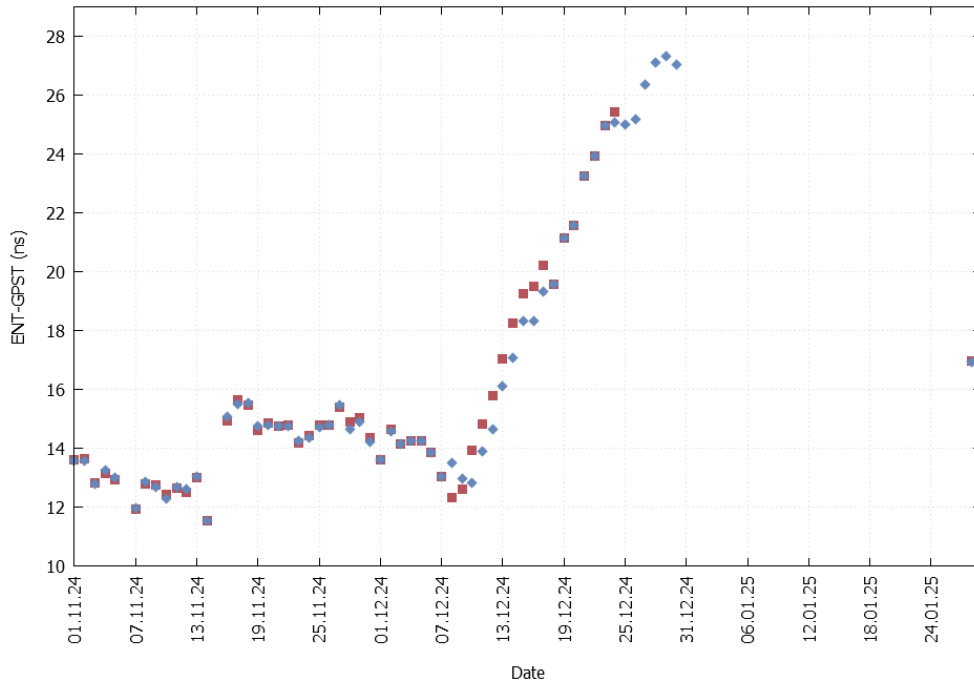


Figure 30 – ENT-GPS offset evolution from November 2024 to January 2025 (red PRN 123; blue PRN 136)

## 8 LIST OF REFERENCES

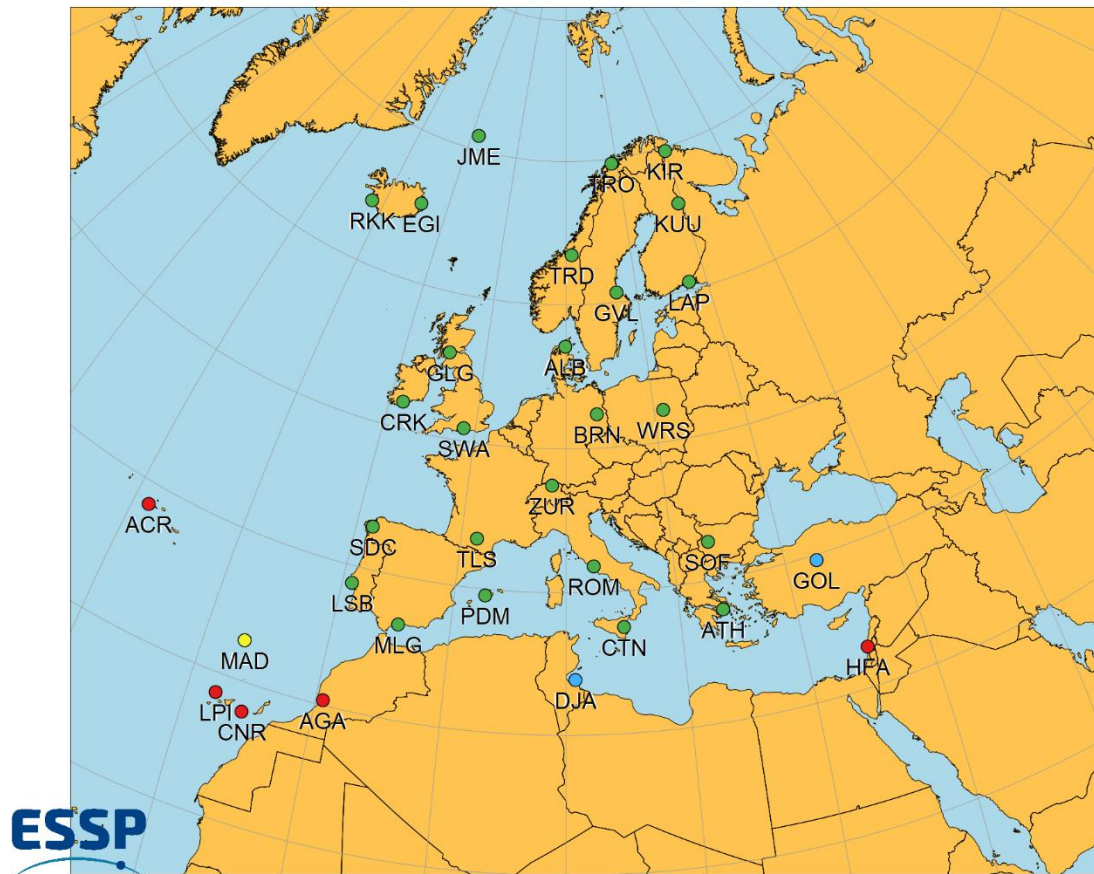
---

- [RD-1] Open Service Definition Document, EGN-SDD-OS; v.03-00  
(<https://egnos.gsc-europa.eu/documents/egnos-open-service-sdd>)
- [RD-2] Safety Of Life Definition Document, EGN-SDD-SoL; v.03-06  
(<https://egnos.gsc-europa.eu/documents/egnos-safety-life-service-sdd>)
- [RD-3] EGNOS Data Access Service (EDAS) Service Definition Document, EGN-SDD-EDAS; v.03-00  
(<https://edas-maritime.gsc-europa.eu/documents/egnos-data-access-service-sdd>)
- [RD-4] EGNOS SoL assisted service for Maritime Users (ESMAS) Service Definition Document, EGN-SDD-ESMAS; v.01-00  
(<https://edas-maritime.gsc-europa.eu/documents/egnos-safety-life-assisted-service-maritime-users-esmas>)

# Annex A Receiver Monitoring network

The receiver network used to report EGNOS performances in this document is based on the EGNOS monitoring stations (RIMS).

The map of Figure 31 shows the location of this receiver monitoring network, used in this report to present the EGNOS performances:



**Figure 31 – EGNOS RIMS sites used in this report**

The stations in green are used to report LPV-200, APV-I, NPA and Open Service results.

The stations in blue are used to report LPV-200, APV-I and NPA results.

The stations in yellow are used to report APV-I and NPA results.

The stations in red are used to report NPA results.

In Table 7, the name and location of each one of the stations is reported along with the service for which they are used.

Id	Location name	Country	APV-I	LPV-200	OS	NPA
ACR	RIMS Azores	Portugal				X
ALB	RIMS Aalborg	Denmark	X	X	X	X
AGA	RIMS Agadir	Morocco				X
ATH	RIMS Athens	Greece	X	X	X	X
BRN	RIMS Berlin	Germany	X	X	X	X
CNR	RIMS Canary Isl.	Spain				X
CRK	RIMS Cork	Ireland	X	X	X	X
CTN	RIMS Catania	Italy	X	X	X	X
DJA	RIMS Djerba	Tunisia	X	X		X
EGI	RIMS Egilsstadir	Iceland	X	X	X	X
GLG	RIMS Glasgow	United Kingdom	X	X	X	X
GOL	RIMS Golbasi	Turkey	X	X		X
GVL	RIMS Gavle	Sweden	X	X	X	X
HFA	RIMS Haifa <sup>5</sup>	Israel				X
JME	RIMS Jan Mayen	Norway	X	X	X	X
KIR	RIMS Kirkenes	Norway	X	X	X	X
KUU	RIMS Kuusamo	Finland	X	X	X	X
LAP	RIMS Lappeenranta	Finland	X	X	X	X
LPI	RIMS La Palma	Spain				X
LSB	RIMS Lisbon	Portugal	X	X	X	X
MAD	RIMS Madeira	Portugal	X			X
MLG	RIMS Malaga	Spain	X	X	X	X
PDM	RIMS Palma de Mallorca	Spain	X	X	X	X
RKK	RIMS Reykjavik	Iceland	X	X	X	X
ROM	RIMS Rome	Italy	X	X	X	X
SDC	RIMS S. de Compostela	Spain	X	X	X	X
SOF	RIMS Sofia	Bulgaria	X	X	X	X
SWA	RIMS Swanwick	United Kingdom	X	X	X	X
TLS	RIMS Toulouse	France	X	X	X	X
TRD	RIMS Trondheim	Norway	X	X	X	X
TRO	RIMS Tromsoe	Norway	X	X	X	X
WRS	RIMS Warsaw	Poland	X	X	X	X
ZUR	RIMS Zurich	Switzerland	X	X	X	X

**Table 7 – List of sites where performances are reported.**

Note that for the computation of the different histograms presented in this document, some periods may have been discarded. These periods correspond to periods of time during which stations presented bad quality of data due to local environment.

<sup>5</sup> RIMS Haifa is not operational since October 2023 and the asset will remain in that state until further notice.

# Annex B EGNOS APV-I Performance at airports

The Table 8 reports APV-I Availability and Continuity at airports with published procedures using EGNOS. These values correspond to the performance obtained under fault-free conditions using all satellites in view:

Airports	Country	Monthly APV-I Availability	Monthly APV-I Continuity Risk	Outages	Publication date of first APV-I procedure	APV-I Availability since procedure publication	APV-I Continuity Risk since procedure publication
BIAR / Akureyri	Iceland	99.73%	1.99e-04	88	21/05/2020	98.86%	5.78e-04
BIGR / Grimsey	Iceland	99.66%	1.86e-04	66	22/04/2021	98.77%	6.04e-04
BIHU / Husavik	Iceland	99.75%	1.37e-04	55	28/03/2019	99.00%	5.41e-04
BIVO / Vopnafjordur	Iceland	99.88%	2.86e-05	10	22/04/2021	99.38%	3.07e-04
EBAW / Antwerpen	Belgium	100.00%	0.00e+00	0	10/12/2015	99.99%	8.37e-06
EBCI / Charleroi / Brussels South	Belgium	100.00%	0.00e+00	0	31/03/2016	99.99%	7.23e-06
EBKT / Kortrijk/Wevelgem	Belgium	100.00%	0.00e+00	0	09/11/2017	99.99%	8.56e-06
EBLG / Liège	Belgium	100.00%	0.00e+00	0	13/10/2016	99.99%	7.35e-06
EDAB / Bautzen	Germany	100.00%	0.00e+00	0	15/12/2011	99.95%	1.39e-05
EDBM / Magdeburg/City	Germany	100.00%	0.00e+00	0	15/12/2011	99.95%	1.39e-05
EDBN / Neubrandenburg	Germany	100.00%	0.00e+00	0	02/04/2015	99.99%	1.07e-05
EDDC / Dresden	Germany	100.00%	0.00e+00	0	15/12/2011	99.95%	1.32e-05
EDDG / Münster/Osnabrück	Germany	100.00%	0.00e+00	0	15/12/2011	99.95%	1.27e-05
EDDL / Düsseldorf	Germany	100.00%	0.00e+00	0	15/12/2011	99.95%	1.13e-05
EDDR / Saarbrücken	Germany	100.00%	0.00e+00	0	01/03/2018	99.99%	7.99e-06
EDDS / Stuttgart	Germany	100.00%	0.00e+00	0	15/12/2011	99.93%	1.69e-05
EDDV / Hannover	Germany	100.00%	0.00e+00	0	15/12/2011	99.95%	1.34e-05
EDFQ / Allendorf/Eder	Germany	100.00%	0.00e+00	0	15/12/2011	99.95%	1.16e-05
EDGS / Siegerland	Germany	100.00%	0.00e+00	0	12/10/2017	99.99%	8.71e-06
EDLV / Niederrhein	Germany	100.00%	0.00e+00	0	23/06/2016	99.99%	8.01e-06
EDLW / Dortmund	Germany	100.00%	0.00e+00	0	15/12/2011	99.95%	1.20e-05
EDMA / Augsburg	Germany	100.00%	0.00e+00	0	15/12/2011	99.95%	1.41e-05
EDME / Eggenfelden	Germany	100.00%	0.00e+00	0	15/12/2011	99.95%	1.51e-05
EDMS / Straubing	Germany	100.00%	0.00e+00	0	15/12/2011	99.95%	1.34e-05
EDPR / Donauwörth	Germany	100.00%	0.00e+00	0	08/12/2016	99.99%	8.76e-06

Airports	Country	Monthly APV-I Availability	Monthly APV-I Continuity Risk	Outages	Publication date of first APV-I procedure	APV-I Availability since procedure publication	APV-I Continuity Risk since procedure publication
EDQC / Coburg-Brandensteinebene	Germany	100.00%	0.00e+00	0	15/12/2011	99.95%	1.07e-05
EDTD / Donaueschingen-Villingen	Germany	100.00%	0.00e+00	0	15/12/2011	99.95%	1.34e-05
EDTL / Lahr	Germany	100.00%	0.00e+00	0	23/06/2016	99.99%	9.25e-06
EDTM / Mengen-Hohentengen	Germany	100.00%	0.00e+00	0	15/12/2011	99.95%	1.41e-05
EDVE / Braunschweig-Wolfsburg	Germany	100.00%	0.00e+00	0	15/12/2011	99.95%	1.37e-05
EDVK / Kassel-Calden	Germany	100.00%	0.00e+00	0	04/04/2013	99.98%	9.43e-06
EEKA / Kärdla	Estonia	100.00%	0.00e+00	0	31/01/2019	99.97%	2.14e-05
EEKE / Kuressaare	Estonia	100.00%	0.00e+00	0	02/03/2017	99.97%	1.97e-05
EETU / Tartu	Estonia	100.00%	0.00e+00	0	18/07/2019	99.94%	3.93e-05
EFET / Enontekiö	Finland	99.99%	1.65e-05	6	07/12/2017	99.73%	1.70e-04
EFHA / Halli	Finland	100.00%	0.00e+00	0	03/12/2020	99.90%	5.08e-05
EFIV / Ivalo	Finland	99.87%	1.77e-04	113	07/12/2017	99.42%	3.85e-04
EFJO / Joensuu	Finland	99.99%	2.94e-05	53	12/12/2013	99.74%	1.61e-04
EFJY / Jyväskylä	Finland	100.00%	0.00e+00	0	07/12/2017	99.89%	6.66e-05
EFKE / Kemi-Tornio	Finland	100.00%	0.00e+00	0	07/12/2017	99.84%	1.17e-04
EFKI / Kajaani	Finland	100.00%	0.00e+00	0	07/12/2017	99.80%	1.37e-04
EFKK / Kokkola - Pietarsaari	Finland	100.00%	0.00e+00	0	07/12/2017	99.91%	5.96e-05
EFKS / Kuusamo	Finland	99.96%	3.72e-05	22	07/12/2017	99.54%	3.27e-04
EFKT / Kittilä	Finland	99.99%	1.61e-05	6	07/12/2017	99.72%	1.80e-04
EFKU / Kuopio	Finland	100.00%	0.00e+00	0	07/12/2017	99.83%	1.05e-04
EFLA / Lahti-Vesivehmaa	Finland	100.00%	0.00e+00	0	26/01/2023	99.87%	5.65e-05
EFLP / Lappeenranta	Finland	100.00%	0.00e+00	0	07/12/2017	99.85%	8.69e-05
EFMA / Mariehamn	Finland	100.00%	0.00e+00	0	28/03/2019	99.96%	1.92e-05
EFMI / Mikkeli	Finland	100.00%	0.00e+00	0	27/01/2022	99.86%	7.17e-05
EFOU / Oulu	Finland	100.00%	0.00e+00	0	07/12/2017	99.86%	1.01e-04
EFRO / Rovaniemi	Finland	99.99%	9.51e-06	4	07/12/2017	99.76%	1.74e-04
EFSA / Savonlinna	Finland	100.00%	0.00e+00	0	07/12/2017	99.81%	1.12e-04
EFUT / Utti	Finland	100.00%	0.00e+00	0	28/01/2021	99.90%	6.29e-05
EFVA / Vaasa	Finland	100.00%	0.00e+00	0	07/12/2017	99.93%	4.50e-05
EGJA / Alderney	Guernsey	100.00%	0.00e+00	0	07/12/2011	99.95%	1.24e-05

Airports	Country	Monthly APV-I Availability	Monthly APV-I Continuity Risk	Outages	Publication date of first APV-I procedure	APV-I Availability since procedure publication	APV-I Continuity Risk since procedure publication
EHAM / Amsterdam	Netherlands	100.00%	0.00e+00	0	21/06/2018	99.99%	9.43e-06
EHGG / Eelde	Netherlands	100.00%	0.00e+00	0	13/11/2014	99.99%	1.05e-05
EHLE / Lelystad	Netherlands	100.00%	0.00e+00	0	05/12/2019	99.99%	7.92e-06
EHTE / Teuge	Netherlands	100.00%	0.00e+00	0	13/11/2014	99.99%	8.97e-06
EICK / Cork Airport	Ireland	100.00%	0.00e+00	0	16/08/2018	99.97%	2.28e-05
EIKN / Ireland West Airport	Ireland	100.00%	0.00e+00	0	25/03/2021	99.99%	1.23e-05
EKAL / Ålborg hospital	Denmark	100.00%	0.00e+00	0	03/11/2022	99.99%	1.12e-05
EKHS / Saltum heliport	Denmark	100.00%	0.00e+00	0	03/11/2022	99.99%	1.04e-05
EKKA / Karup	Denmark	100.00%	0.00e+00	0	02/04/2015	99.99%	1.14e-05
EKKH / Kolding Hospital	Denmark	100.00%	0.00e+00	0	03/11/2022	99.99%	1.01e-05
EKNH / Holsterbro Hems	Denmark	100.00%	0.00e+00	0	03/11/2022	99.99%	1.20e-05
EKOH / Odense Hospital	Denmark	100.00%	0.00e+00	0	03/11/2022	99.99%	1.05e-05
EKRG / Gødstrup hospital	Denmark	100.00%	0.00e+00	0	03/11/2022	99.99%	1.14e-05
EKRH / Rigshospitalet København	Denmark	100.00%	0.00e+00	0	03/11/2022	99.99%	1.03e-05
EKRN / Bornholm/Roenne	Denmark	100.00%	0.00e+00	0	22/02/2024	99.99%	5.46e-06
EKRS / Ringsted Hems	Denmark	100.00%	0.00e+00	0	03/11/2022	99.99%	1.03e-05
EKSE / Slagelse Hospital	Denmark	100.00%	0.00e+00	0	03/11/2022	99.99%	1.07e-05
EKSH / Skejby Ålborg hospital	Denmark	100.00%	0.00e+00	0	03/11/2022	99.99%	1.04e-05
EKSK / SKive Hems	Denmark	100.00%	0.00e+00	0	03/11/2022	99.99%	1.20e-05
EKTH / Thisted hospital	Norway	100.00%	0.00e+00	0	24/04/2023	99.99%	1.27e-05
ENAN / Andoya/Andenes	Norway	99.98%	2.03e-05	4	02/04/2015	99.77%	1.24e-04
ENAR / Arendal hospital	Norway	100.00%	0.00e+00	0	20/05/2021	99.99%	9.31e-06
ENAT / Alta	Norway	99.91%	4.30e-05	7	08/09/2022	99.25%	3.12e-04
ENAX / Alesund	Norway	100.00%	0.00e+00	0	18/05/2023	99.97%	2.40e-05
ENBG / Bergen Gronneviksoren	Norway	100.00%	0.00e+00	0	20/05/2021	99.99%	1.21e-05

Airports	Country	Monthly APV-I Availability	Monthly APV-I Continuity Risk	Outages	Publication date of first APV-I procedure	APV-I Availability since procedure publication	APV-I Continuity Risk since procedure publication
ENBL / Forde/Aringeland	Norway	100.00%	0.00e+00	0	28/05/2015	99.97%	1.98e-05
ENBN / Bronnoysund/Bronnoy	Norway	100.00%	0.00e+00	0	08/12/2016	99.93%	5.05e-05
ENBO / Bodo	Norway	99.99%	6.20e-06	1	06/12/2018	99.86%	8.50e-05
ENBS / Båtsfjord	Norway	99.52%	2.38e-04	76	02/12/2021	98.45%	7.05e-04
ENBV / Berlevåg	Norway	99.55%	3.34e-04	172	02/12/2021	98.45%	7.13e-04
ENBX / Haukeland Hospital Bergen	Norway	100.00%	0.00e+00	0	07/09/2023	99.98%	2.14e-05
ENDU / Bardufoss	Norway	99.99%	1.24e-05	2	26/04/2018	99.76%	1.39e-04
ENEV / Harstad/Narvik/Evenes	Norway	99.99%	1.32e-05	3	30/03/2017	99.80%	1.15e-04
ENFL / Florø	Norway	100.00%	0.00e+00	0	02/04/2015	99.97%	2.13e-05
ENHR / Harstad	Norway	99.98%	2.03e-05	4	08/08/2024	99.78%	9.41e-05
ENHT / Hattfjelldal	Norway	100.00%	0.00e+00	0	20/05/2021	99.90%	6.13e-05
ENHX / Haugesund Hospital	Norway	100.00%	0.00e+00	0	17/06/2021	99.99%	1.22e-05
ENKR / Kirkenes/Hoybuktmoen	Norway	99.62%	2.46e-04	132	27/04/2017	98.77%	6.94e-04
ENLH / Lillehammer Hospital	Norway	100.00%	0.00e+00	0	17/06/2021	99.98%	1.89e-05
ENLK / Leknes	Norway	99.99%	1.41e-05	3	02/02/2017	99.84%	9.68e-05
ENLX / Lorenskog	Norway	100.00%	0.00e+00	0	18/05/2023	99.99%	1.95e-05
ENMH / Mehamn	Norway	99.65%	2.19e-04	74	28/03/2019	98.65%	7.44e-04
ENMK / Mosjøen	Norway	100.00%	0.00e+00	0	17/06/2021	99.89%	6.20e-05
ENMS / Mosjoen/Kjarstad	Norway	100.00%	0.00e+00	0	30/03/2017	99.92%	5.52e-05
ENMX / Mo I Rana Hospital	Norway	100.00%	0.00e+00	0	08/08/2024	99.90%	6.02e-05
ENNA / Lakselv/Banak	Norway	99.86%	1.23e-04	37	21/02/2022	99.20%	3.54e-04
ENNH / Namsos Hospital	Norway	100.00%	0.00e+00	0	17/06/2021	99.93%	3.66e-05
ENRS / Rost	Norway	99.99%	1.24e-05	2	06/03/2014	99.85%	9.09e-05
ENRY / Moss/Rygge	Norway	100.00%	0.00e+00	0	10/12/2015	99.98%	1.46e-05
ENSH / Svolvar/Helle	Norway	99.99%	1.41e-05	3	08/12/2016	99.83%	9.96e-05
ENSK / Stokmarknes/Skagen	Norway	99.98%	2.03e-05	4	08/12/2016	99.81%	1.12e-04
ENSO / Stord/Sorstokken	Norway	100.00%	0.00e+00	0	03/03/2016	99.98%	1.71e-05



Airports	Country	Monthly APV-I Availability	Monthly APV-I Continuity Risk	Outages	Publication date of first APV-I procedure	APV-I Availability since procedure publication	APV-I Continuity Risk since procedure publication
ENSP / Kalnes Hospital	Norway	100.00%	0.00e+00	0	17/06/2021	99.99%	1.08e-05
ENSR / Sorkjosen	Norway	99.93%	3.85e-05	14	20/05/2021	99.56%	2.16e-04
ENSS / Vardø/Svartnes	Norway	99.41%	2.79e-04	120	03/12/2020	98.39%	7.71e-04
ENSX / Stavenger	Norway	100.00%	0.00e+00	0	18/05/2023	99.99%	1.53e-05
ENTE / Skien Hospital	Norway	100.00%	0.00e+00	0	08/08/2024	99.99%	6.72e-06
ENTH / Tønsberg hospital	Norway	100.00%	0.00e+00	0	03/11/2022	99.99%	3.31e-06
ENTO / Sandefjord/Torp	Norway	100.00%	0.00e+00	0	20/08/2015	99.98%	1.42e-05
ENTU / Tromsø Univeristy Hospital	Norway	99.97%	1.86e-05	3	17/06/2021	99.62%	1.69e-04
ENUH / Ullevaal	Norway	100.00%	0.00e+00	0	20/05/2021	99.99%	1.13e-05
ENVD / Vadsø	Norway	99.58%	2.46e-04	93	23/03/2023	99.06%	4.53e-04
ENXXXZAE / Aenes	Norway	100.00%	0.00e+00	0	18/05/2023	99.99%	1.81e-05
ENXXXZAF / Aafjord	Norway	100.00%	0.00e+00	0	25/01/2024	99.97%	1.06e-05
ENXXXZBK / Bjarkoy	Norway	99.98%	2.03e-05	4	20/05/2021	99.71%	1.21e-04
ENXXXZES / Evenskjaer	Norway	99.99%	2.65e-05	6	20/05/2021	99.74%	1.24e-04
ENXXXZFI / Finnsnes	Norway	99.98%	1.24e-05	2	20/05/2021	99.68%	1.41e-04
ENXXXZFN / Fodnes	Norway	100.00%	0.00e+00	0	18/05/2023	99.98%	2.19e-05
ENXXXZFS / Farsund	Norway	100.00%	0.00e+00	0	20/04/2023	99.99%	1.40e-05
ENXXXZGS / Vega	Norway	100.00%	0.00e+00	0	25/01/2024	99.96%	2.93e-05
ENXXXZHI / Fillan Hitra	Norway	100.00%	0.00e+00	0	21/03/2024	99.97%	1.08e-05
ENXXXZHM / Hamar Hospital	Norway	100.00%	0.00e+00	0	17/06/2021	99.98%	1.65e-05
ENXXXZHO / Hov	Norway	100.00%	0.00e+00	0	03/11/2022	99.98%	2.20e-05
ENXXXZIH / Innhavet	Norway	99.99%	6.20e-06	1	17/06/2021	99.79%	1.07e-04
ENXXXZKA / Kautokeino	Norway	99.96%	3.51e-05	17	20/05/2021	99.59%	1.88e-04
ENXXXZKB / Kongsberg Hospital	Norway	100.00%	0.00e+00	0	17/06/2021	99.99%	1.03e-05
ENXXXZKG / Kongsvinger Hospital	Norway	100.00%	0.00e+00	0	17/06/2021	99.99%	1.84e-05
ENXXXZKK / Kirkenes	Norway	99.62%	2.27e-04	104	18/05/2023	99.20%	3.92e-04
ENXXXZKS / Karasjok	Norway	99.87%	7.62e-05	15	20/05/2021	99.37%	3.17e-04
ENXXXZLK / Lofoten Hospital	Norway	99.99%	1.41e-05	3	17/06/2021	99.80%	1.03e-04

Airports	Country	Monthly APV-I Availability	Monthly APV-I Continuity Risk	Outages	Publication date of first APV-I procedure	APV-I Availability since procedure publication	APV-I Continuity Risk since procedure publication
ENXXXZLV / Lovund	Norway	100.00%	0.00e+00	0	18/05/2023	99.87%	6.36e-05
ENXXXZMY / Mysen	Norway	100.00%	0.00e+00	0	17/06/2021	99.99%	1.08e-05
ENXXXZNF / Nordfjordeid Hopital	Norway	100.00%	0.00e+00	0	25/01/2024	99.99%	6.58e-06
ENXXXZNK / Narvik	Norway	99.99%	1.41e-05	3	17/06/2021	99.80%	1.03e-04
ENXXXZRD / Rindal	Norway	100.00%	0.00e+00	0	20/04/2023	99.95%	3.33e-05
ENXXXZRJ / Rjukan	Norway	100.00%	0.00e+00	0	20/04/2023	99.99%	1.65e-05
ENXXXZRY / Rodoy	Norway	99.99%	6.20e-06	1	18/05/2023	99.87%	6.29e-05
ENXXXZSK / Steinkjer	Norway	100.00%	0.00e+00	0	20/04/2023	99.92%	3.61e-05
ENXXXZSL / Surnadal	Norway	100.00%	0.00e+00	0	20/04/2023	99.95%	3.00e-05
ENXXXZSO / Storsteennes	Norway	99.98%	1.24e-05	2	20/05/2021	99.66%	1.53e-04
ENXXXZSV / Skjervoy	Norway	99.92%	1.86e-05	3	25/01/2024	99.79%	9.07e-05
ENXXXZTG / Treungen	Norway	100.00%	0.00e+00	0	18/05/2023	99.99%	1.71e-05
ENXXXZTL / Trysil	Norway	100.00%	0.00e+00	0	20/04/2023	99.96%	2.72e-05
ENXXXZTN / Trones	Norway	100.00%	0.00e+00	0	17/06/2021	99.93%	4.29e-05
ENXXXZTP / Torpomoen	Norway	100.00%	0.00e+00	0	07/09/2023	99.98%	2.32e-05
ENXXXZVB / Vrangerbotn	Norway	99.67%	1.78e-04	60	18/05/2023	99.24%	3.63e-04
ENXXXZVG / Vangsnes	Norway	100.00%	0.00e+00	0	20/04/2023	99.98%	1.94e-05
ENYY / Levanger Hospital	Norway	100.00%	0.00e+00	0	17/06/2021	99.95%	2.97e-05
ESCM / Uppsala	Sweden	100.00%	0.00e+00	0	21/05/2020	99.97%	1.87e-05
ESEB / Boras Hospital	Sweden	100.00%	0.00e+00	0	01/12/2022	99.99%	1.28e-05
ESEN / Trollhattan / Nal sjukhus	Sweden	100.00%	0.00e+00	0	16/06/2022	99.99%	1.20e-05
ESGJ / Jönköping	Sweden	100.00%	0.00e+00	0	09/11/2017	99.99%	1.09e-05
ESGT / Trollhättan-Vänersborgs flygplats	Sweden	100.00%	0.00e+00	0	29/03/2018	99.99%	1.02e-05
ESHB / Gothenburg DSBUS Östra Hospital	Sweden	100.00%	0.00e+00	0	23/03/2023	99.99%	1.45e-05
ESHO / Skovde Hospital	Sweden	100.00%	0.00e+00	0	01/12/2022	99.99%	1.56e-05
ESHS / Sahlgrenska hospital heliport	Sweden	100.00%	0.00e+00	0	16/06/2022	99.99%	1.03e-05
ESIB / Satenas	Sweden	100.00%	0.00e+00	0	01/12/2022	99.99%	1.36e-05
ESJD / Backefors Hospital	Sweden	100.00%	0.00e+00	0	01/12/2022	99.99%	1.45e-05

Airports	Country	Monthly APV-I Availability	Monthly APV-I Continuity Risk	Outages	Publication date of first APV-I procedure	APV-I Availability since procedure publication	APV-I Continuity Risk since procedure publication
ESKM / Mora/Siljan	Sweden	100.00%	0.00e+00	0	30/01/2020	99.98%	1.63e-05
ESMK / Kristianstad	Sweden	100.00%	0.00e+00	0	06/12/2018	99.99%	9.36e-06
ESMQ / Kalmar Öland Airport	Sweden	100.00%	0.00e+00	0	28/03/2019	99.99%	9.26e-06
ESMT / Halmstad	Sweden	100.00%	0.00e+00	0	08/11/2018	99.99%	8.65e-06
ESMX / Växjö Kronoberg	Sweden	100.00%	0.00e+00	0	25/04/2019	99.99%	9.70e-06
ESND / Sveg	Sweden	100.00%	0.00e+00	0	31/01/2019	99.96%	2.16e-05
ESNG / Lapland Airport	Sweden	100.00%	0.00e+00	0	20/06/2019	99.82%	1.12e-04
ESNK / Kramfors-Solleftea	Sweden	100.00%	0.00e+00	0	13/08/2020	99.94%	3.20e-05
ESNL / Lycksele Airport	Sweden	100.00%	0.00e+00	0	15/08/2019	99.91%	5.19e-05
ESNO / Örnsköldsvik	Sweden	100.00%	0.00e+00	0	07/12/2017	99.95%	3.16e-05
ESNQ / Kiruna	Sweden	99.99%	6.20e-06	1	25/01/2024	99.90%	3.80e-05
ESNS / Skelleftea Airport	Sweden	100.00%	0.00e+00	0	28/03/2019	99.90%	6.41e-05
ESNV / Vilhelmina	Sweden	100.00%	0.00e+00	0	27/02/2020	99.92%	5.20e-05
ESNX / Arvidsjaur	Sweden	100.00%	0.00e+00	0	05/12/2019	99.87%	7.50e-05
ESOE / Örebro Airport	Sweden	100.00%	0.00e+00	0	16/08/2018	99.98%	1.36e-05
ESOH / Hagfors	Sweden	100.00%	0.00e+00	0	30/01/2020	99.98%	1.59e-05
ESOK / Karlstad	Sweden	100.00%	0.00e+00	0	05/11/2020	99.99%	1.68e-05
ESOW / Stockholm/Västerås	Sweden	100.00%	0.00e+00	0	30/01/2020	99.98%	1.74e-05
ESSA / Stockholm/Arlanda	Sweden	100.00%	0.00e+00	0	02/11/2023	99.98%	1.15e-05
ESSD / Borlänge Dala	Sweden	100.00%	0.00e+00	0	05/11/2020	99.97%	1.79e-05
ESSP / Norrköping Kungsängen	Sweden	100.00%	0.00e+00	0	29/03/2018	99.98%	1.21e-05
ESST / Torsby	Sweden	100.00%	0.00e+00	0	23/05/2019	99.98%	1.64e-05
ESSU / Eskilstuna	Sweden	100.00%	0.00e+00	0	10/09/2020	99.98%	1.98e-05
ESSV / Visby	Sweden	100.00%	0.00e+00	0	17/06/2021	99.99%	1.20e-05
ESTA / Ängelholm	Sweden	100.00%	0.00e+00	0	19/07/2018	99.99%	9.25e-06
ESTL / Ljungbyhed	Sweden	100.00%	0.00e+00	0	07/12/2017	99.99%	1.33e-05
ESUP / Pajala	Sweden	99.99%	6.20e-06	1	31/12/2020	99.75%	1.16e-04
ESUT / Hemavan Tärnaby Airport AB	Sweden	100.00%	0.00e+00	0	11/10/2018	99.91%	5.99e-05
EYKA / Kaunas	Lithuania	100.00%	0.00e+00	0	09/09/2021	99.98%	1.44e-05

Airports	Country	Monthly APV-I Availability	Monthly APV-I Continuity Risk	Outages	Publication date of first APV-I procedure	APV-I Availability since procedure publication	APV-I Continuity Risk since procedure publication
EYPA / Palanga	Lithuania	100.00%	0.00e+00	0	25/03/2021	99.99%	1.21e-05
EYVI / Vilnius	Lithuania	100.00%	0.00e+00	0	16/07/2020	99.97%	2.32e-05
GCLA / La Palma	Spain	78.81%	3.00e-03	1000	14/07/2022	88.96%	1.75e-03
GCLP / Gran Canaria	Spain	76.63%	2.96e-03	1047	05/09/2024	79.99%	2.54e-03
GCCR / Lanzarote AD	Spain	79.28%	2.63e-03	801	23/05/2019	95.27%	7.51e-04
GCTS / Tenerife Sur	Spain	76.77%	3.02e-03	990	05/10/2023	85.42%	1.94e-03
GCXO / Tenerife Norte	Spain	78.66%	2.67e-03	783	03/10/2024	81.94%	2.21e-03
LBBG / Burgas	Bulgaria	100.00%	0.00e+00	0	04/11/2021	99.88%	1.48e-04
LBGO / Gorna Oryahovitsa	Bulgaria	100.00%	0.00e+00	0	04/11/2021	99.92%	7.99e-05
LBPD / Plovdiv	Bulgaria	100.00%	0.00e+00	0	04/11/2021	99.92%	8.43e-05
LBSF / Sofia	Bulgaria	100.00%	0.00e+00	0	21/03/2024	99.93%	1.24e-05
LBWN / Varna	Bulgaria	100.00%	0.00e+00	0	16/06/2022	99.90%	1.08e-04
LDDU / Dubrovnik	Croatia	100.00%	0.00e+00	0	10/12/2015	99.96%	2.48e-05
LDLO / Losinj	Croatia	100.00%	0.00e+00	0	22/02/2024	99.94%	1.17e-05
LDOS / Osijek/Klisa	Croatia	100.00%	0.00e+00	0	29/03/2018	99.97%	2.27e-05
LDPL / Pula	Croatia	100.00%	0.00e+00	0	26/04/2018	99.97%	1.47e-05
LDRI / Rijeka	Croatia	100.00%	0.00e+00	0	12/09/2019	99.97%	1.30e-05
LDSB / Brac	Croatia	100.00%	0.00e+00	0	05/12/2019	99.95%	1.86e-05
LDSP / Split/Kastela	Croatia	100.00%	0.00e+00	0	10/10/2019	99.96%	1.76e-05
LDZA / Zagreb/Pleso	Croatia	100.00%	0.00e+00	0	29/03/2018	99.98%	1.25e-05
LDZD / Zadar	Croatia	100.00%	0.00e+00	0	11/10/2018	99.96%	1.51e-05
LEAL / Alicante	Spain	99.73%	7.96e-05	20	25/01/2024	99.80%	6.63e-05
LEAM / Almeria	Spain	99.30%	3.04e-04	156	02/02/2017	99.85%	6.04e-05
LEAS / Asturias	Spain	100.00%	0.00e+00	0	20/02/2025	100.00%	0.00e+00
LEBA / Córdoba	Spain	99.61%	1.89e-04	122	15/06/2023	99.77%	9.80e-05
LEBG / Burgos	Spain	100.00%	0.00e+00	0	20/04/2023	99.94%	2.79e-05
LECH / Castellón	Spain	99.97%	1.32e-05	4	21/04/2021	99.87%	4.15e-05
LEDA / Lleida	Spain	100.00%	0.00e+00	0	03/11/2022	99.89%	4.06e-05
LEGE / Girona	Spain	100.00%	0.00e+00	0	24/03/2022	99.91%	2.59e-05
LEHC / Huesca-Pirineos	Spain	100.00%	0.00e+00	0	28/11/2024	99.90%	3.63e-05
LEJR / Jerez	Spain	98.82%	6.26e-04	302	02/12/2021	99.61%	1.54e-04
LEPA / Palma de Mallorca	Spain	99.99%	1.41e-05	6	01/03/2018	99.93%	2.29e-05
LERJ / Logroño	Spain	100.00%	0.00e+00	0	20/04/2023	99.94%	2.83e-05

Airports	Country	Monthly APV-I Availability	Monthly APV-I Continuity Risk	Outages	Publication date of first APV-I procedure	APV-I Availability since procedure publication	APV-I Continuity Risk since procedure publication
LERS / Reus	Spain	100.00%	0.00e+00	0	01/12/2022	99.87%	3.79e-05
LESO / San Sebastián	Spain	100.00%	0.00e+00	0	28/11/2024	99.95%	3.50e-05
LEVC / Valencia Airport	Spain	99.93%	5.96e-05	28	01/02/2018	99.93%	2.48e-05
LEVX / Vigo	Spain	100.00%	0.00e+00	0	05/12/2019	99.92%	3.47e-05
LEXJ / Santander	Spain	100.00%	0.00e+00	0	17/10/2013	99.95%	2.94e-05
LFAC / Calais	France	100.00%	0.00e+00	0	20/09/2012	99.97%	1.18e-05
LFAQ / Albert Bray	France	100.00%	0.00e+00	0	15/11/2017	99.97%	1.02e-05
LFAT / Le Touquet Paris Plage	France	100.00%	0.00e+00	0	04/02/2016	99.99%	7.68e-06
LFAV / Valenciennes Denain	France	100.00%	0.00e+00	0	19/09/2013	99.99%	8.71e-06
LFAY / Ammiens Glisy	France	100.00%	0.00e+00	0	27/06/2013	99.97%	9.42e-06
LFBI / Poitiers Biard	France	100.00%	0.00e+00	0	12/11/2015	99.99%	8.70e-06
LFBK / Montluçon Gueret	France	100.00%	0.00e+00	0	17/12/2013	99.98%	1.18e-05
LFBN / Niort Marais Poitevin	France	100.00%	0.00e+00	0	02/03/2017	99.98%	9.99e-06
LFBO / Toulouse Blagnac	France	100.00%	0.00e+00	0	03/05/2012	99.94%	1.73e-05
LFBP / Pau-Pyrénées	France	100.00%	0.00e+00	0	17/03/2011	99.93%	2.06e-05
LFBR / Muret Lherm	France	100.00%	0.00e+00	0	15/10/2015	99.97%	1.30e-05
LFBT / Tarbes Lourdes Pyrenees	France	100.00%	0.00e+00	0	28/05/2015	99.97%	1.34e-05
LFCI / Albi Le Sequestre	France	100.00%	0.00e+00	0	27/05/2016	99.97%	1.29e-05
LFCK / Castres Mazamet	France	100.00%	0.00e+00	0	22/08/2013	99.97%	1.63e-05
LFCR / Rodez Marcillac	France	100.00%	0.00e+00	0	31/05/2012	99.94%	1.63e-05
LFCY / Royan Medis	France	100.00%	0.00e+00	0	30/04/2015	99.98%	1.05e-05
LFDH / Auch Lamothe	France	100.00%	0.00e+00	0	28/05/2015	99.97%	1.33e-05
LFEC / Ouessant	France	100.00%	0.00e+00	0	11/12/2014	99.98%	1.21e-05
LFHY / Moulins Montbeugny	France	100.00%	0.00e+00	0	01/05/2014	99.99%	8.42e-06
LFJL / Metz Nancy Lorraine	France	100.00%	0.00e+00	0	04/04/2013	99.98%	1.17e-05
LFKJ / Ajaccio Napoleon Bonaparte	France	100.00%	0.00e+00	0	23/06/2016	99.96%	1.32e-05
LFLA / Auxerre Branches	France	100.00%	0.00e+00	0	21/08/2014	99.99%	8.45e-06

Airports	Country	Monthly APV-I Availability	Monthly APV-I Continuity Risk	Outages	Publication date of first APV-I procedure	APV-I Availability since procedure publication	APV-I Continuity Risk since procedure publication
LFLD / Bourges	France	100.00%	0.00e+00	0	18/08/2016	99.99%	7.56e-06
LFMD / Cannes Mandelieu	France	100.00%	0.00e+00	0	05/02/2015	99.98%	1.18e-05
LFML / Marseille Provence	France	100.00%	0.00e+00	0	08/01/2015	99.97%	1.14e-05
LFMP / Perpignan Rivesaltes	France	100.00%	0.00e+00	0	15/10/2015	99.97%	1.26e-05
LFMU / Beziers Vias	France	100.00%	0.00e+00	0	18/10/2012	99.96%	1.58e-05
LFNB / Mende	France	100.00%	0.00e+00	0	17/12/2013	99.98%	1.33e-05
LFOB / Beauvais	France	100.00%	0.00e+00	0	20/09/2012	99.97%	1.09e-05
LFOK / Chalons Vatry	France	100.00%	0.00e+00	0	02/02/2017	99.99%	8.34e-06
LFOU / Cholet Le Pontreau	France	100.00%	0.00e+00	0	04/02/2016	99.98%	9.39e-06
LFOV / Laval Entrammes	France	100.00%	0.00e+00	0	26/04/2018	99.99%	8.98e-06
LFPO / Paris Orly	France	100.00%	0.00e+00	0	30/05/2013	99.97%	1.04e-05
LFQA / Reims	France	100.00%	0.00e+00	0	03/04/2014	99.99%	9.08e-06
LFQG / Nevers Fouchambault	France	100.00%	0.00e+00	0	13/12/2012	99.97%	1.14e-05
LFQM / Besançon La Veze	France	100.00%	0.00e+00	0	05/11/2014	99.99%	9.30e-06
LFQQ / Lille Lesquin	France	100.00%	0.00e+00	0	26/06/2014	99.99%	7.55e-06
LFQT / Merville	France	100.00%	0.00e+00	0	15/11/2012	99.97%	1.02e-05
LFRB / Brest Bretagne	France	100.00%	0.00e+00	0	03/05/2012	99.94%	1.54e-05
LFRD / Dinard	France	100.00%	0.00e+00	0	06/02/2014	99.98%	1.03e-05
LFRG / Deauville Normandie	France	100.00%	0.00e+00	0	05/11/2014	99.99%	8.84e-06
LFRM / Le Mans	France	100.00%	0.00e+00	0	15/11/2012	99.97%	1.21e-05
LFRN / Rennes	France	100.00%	0.00e+00	0	30/05/2013	99.97%	1.24e-05
LFRS / Nantes	France	100.00%	0.00e+00	0	28/06/2012	99.97%	1.40e-05
LFRU / Morlaix Ploujean	France	100.00%	0.00e+00	0	13/10/2016	99.98%	9.85e-06
LFRV / Vannes Meucon	France	100.00%	0.00e+00	0	31/05/2012	99.94%	1.41e-05
LFSB / Bale-Mulhouse	France	100.00%	0.00e+00	0	10/12/2015	99.99%	8.40e-06
LFSD / Dijon-Longvic	France	100.00%	0.00e+00	0	28/04/2016	99.99%	7.55e-06
LFSG / Epinal Minécourt	France	100.00%	0.00e+00	0	30/05/2013	99.98%	1.23e-05
LGIO / Ioannina	Greece	100.00%	0.00e+00	0	27/02/2020	99.92%	7.46e-05

Airports	Country	Monthly APV-I Availability	Monthly APV-I Continuity Risk	Outages	Publication date of first APV-I procedure	APV-I Availability since procedure publication	APV-I Continuity Risk since procedure publication
LGKO / Kos	Greece	99.48%	3.15e-04	133	27/02/2020	99.54%	3.14e-04
LGMT / Mitilini	Greece	99.99%	6.20e-06	1	27/02/2020	99.87%	1.38e-04
LGTS / Thessaloniki	Greece	100.00%	0.00e+00	0	27/02/2020	99.93%	8.79e-05
LHBC / Békéscsaba Repülőtér	Hungary	100.00%	0.00e+00	0	28/01/2021	99.97%	3.12e-05
LHDC / Debrecen International Airport	Hungary	100.00%	0.00e+00	0	30/01/2020	99.97%	2.80e-05
LHNY / Nyíregyháza Airport	Hungary	100.00%	0.00e+00	0	24/03/2022	99.97%	2.82e-05
LHPP / Pecs-Pogany	Hungary	100.00%	0.00e+00	0	03/12/2020	99.97%	1.89e-05
LHPR / Győr-Pér	Hungary	100.00%	0.00e+00	0	25/02/2021	99.97%	1.44e-05
LHSM / Heviz-Balaton	Hungary	100.00%	0.00e+00	0	25/03/2021	99.97%	1.40e-05
LICJ / Palermo/Punta Raisi	Italy	99.98%	1.24e-05	4	11/10/2018	99.91%	2.94e-05
LIEA / Alghero/Fertilia	Italy	100.00%	0.00e+00	0	11/10/2018	99.94%	1.69e-05
LIMC / Milano/Malpensa	Italy	100.00%	0.00e+00	0	21/08/2014	99.98%	1.03e-05
LIME / Bergamo /Orio al Serio	Italy	100.00%	0.00e+00	0	20/07/2017	99.98%	9.84e-06
LIML / Milano/Linate	Italy	100.00%	0.00e+00	0	13/12/2012	99.97%	1.36e-05
LIPE / Bologna Borgo Panigale	Italy	100.00%	0.00e+00	0	20/11/2014	99.98%	1.45e-05
LIPZ / Venezia/Tessera	Italy	100.00%	0.00e+00	0	27/06/2013	99.96%	1.69e-05
LIRF / Roma/Fiumicino	Italy	100.00%	0.00e+00	0	23/05/2019	99.95%	1.53e-05
LJLJ / Ljubljana	Slovenia	100.00%	0.00e+00	0	16/05/2024	99.97%	1.05e-05
LJPZ / Portoroz	Slovenia	100.00%	0.00e+00	0	01/12/2022	99.95%	2.07e-05
LKKU / Kunovice	Czech Rep.	100.00%	0.00e+00	0	07/12/2017	99.98%	1.27e-05
LKKV / Karlovy Vary	Czech Rep.	100.00%	0.00e+00	0	13/11/2014	99.99%	9.13e-06
LKMT / Ostrava	Czech Rep.	100.00%	0.00e+00	0	09/01/2014	99.98%	1.36e-05
LKVO / Praha/Vodochody	Czech Rep.	100.00%	0.00e+00	0	25/06/2015	99.99%	9.73e-06
LMML / Luka	Malta	99.56%	1.97e-04	66	11/10/2018	99.81%	9.40e-05
LOAV / Vöslau	Austria	100.00%	0.00e+00	0	28/02/2019	99.98%	9.51e-06
LODO / ÖAMTC-Oberwart	Austria	100.00%	0.00e+00	0	28/02/2019	99.98%	1.04e-05
LOGH / Graz LKH	Austria	100.00%	0.00e+00	0	27/01/2022	99.95%	8.46e-06
LPCS / Cascais	Portugal	99.73%	8.00e-05	27	20/05/2021	99.84%	5.31e-05
LPFR / Faro	Portugal	98.88%	5.08e-04	252	18/07/2019	99.78%	8.56e-05
LPPR / Porto	Portugal	100.00%	0.00e+00	0	12/10/2017	99.93%	3.43e-05

Airports	Country	Monthly APV-I Availability	Monthly APV-I Continuity Risk	Outages	Publication date of first APV-I procedure	APV-I Availability since procedure publication	APV-I Continuity Risk since procedure publication
LPPS / Porto Santo	Portugal	91.88%	1.42e-03	455	08/09/2022	96.72%	6.69e-04
LPPT / Lisboa	Portugal	99.71%	7.50e-05	27	28/05/2015	99.93%	3.28e-05
LRCK / Constanta	Romania	99.98%	6.12e-05	35	07/09/2023	99.87%	1.09e-04
LRCL / Cluj-Napoca/Avram Iancu	Romania	100.00%	0.00e+00	0	10/11/2016	99.94%	5.72e-05
LRCV / Craiova	Romania	100.00%	0.00e+00	0	03/10/2024	99.94%	3.56e-05
LRIA / IASI/Iasi	Romania	99.99%	6.20e-06	1	31/10/2024	99.92%	5.69e-05
LROD / ORADEA/Oradea	Romania	100.00%	0.00e+00	0	21/03/2024	99.95%	1.07e-05
LRSV / Suceava	Romania	99.99%	6.20e-06	1	07/09/2023	99.93%	4.00e-05
LSHI / Bern-Insel Hospital	Switzerland	100.00%	0.00e+00	0	18/05/2023	99.98%	1.91e-05
LSMD / Dübendorf	Switzerland	100.00%	0.00e+00	0	21/08/2014	99.99%	1.01e-05
LSME / Emmen	Switzerland	100.00%	0.00e+00	0	03/04/2014	99.99%	9.85e-06
LSZR / St. Gallen-Altenrhein	Switzerland	100.00%	0.00e+00	0	17/11/2011	99.95%	1.35e-05

**Table 8 - Monthly APV-I Availability at airports with published procedures using EGNOS in February 2025.**



# Annex C EGNOS LPV-200 Performance at airports

The Table 9 reports LPV-200 Availability and Continuity at airports with published procedures using EGNOS. These values correspond to the performance obtained under fault-free conditions using all satellites in view:

Airports	Country	Monthly LPV200 Availability	Monthly LPV200 Continuity Risk	Outages	Publication date of first LPV200 procedure	LPV200 Availability since procedure publication	LPV200 Continuity Risk since procedure publication
EBAW / Antwerpen	Belgium	100.00%	0.00e+00	0	02/11/2023	99.98%	1.09e-05
EBBE / Beauvechain	Belgium	100.00%	0.00e+00	0	07/09/2023	99.98%	2.16e-05
EBBR / Brussels-National	Belgium	100.00%	0.00e+00	0	05/10/2023	99.97%	2.30e-05
EBLG / Liège	Belgium	100.00%	0.00e+00	0	19/05/2022	99.99%	1.48e-05
EBOS / Oostende/Brugge	Belgium	100.00%	0.00e+00	0	03/01/2019	99.98%	1.31e-05
EDAC / Leipzig/Altenburg	Germany	100.00%	0.00e+00	0	28/03/2019	99.98%	1.40e-05
EDAH / Heringsdorf	Germany	100.00%	0.00e+00	0	18/04/2024	99.97%	1.07e-05
EDAY / Strausberg	Germany	100.00%	0.00e+00	0	17/06/2021	99.99%	1.08e-05
EDAZ / Schoenhagen	Germany	100.00%	0.00e+00	0	11/10/2018	99.98%	1.33e-05
EDBH / Barth	Germany	100.00%	0.00e+00	0	09/09/2021	99.99%	1.26e-05
EDDB / Berlin Brandenburg	Germany	100.00%	0.00e+00	0	08/10/2020	99.99%	9.71e-06
EDDE / Erfurt-Weimar	Germany	100.00%	0.00e+00	0	09/09/2021	99.99%	1.14e-05
EDDF / Frankfurt Main	Germany	100.00%	0.00e+00	0	13/07/2023	99.98%	1.92e-05
EDDH / Hamburg	Germany	100.00%	0.00e+00	0	18/06/2020	99.99%	1.05e-05
EDDK / Koeln/Bonn	Germany	100.00%	0.00e+00	0	12/09/2019	99.99%	1.20e-05
EDDL / Düsseldorf	Germany	100.00%	0.00e+00	0	28/11/2024	99.89%	4.77e-05
EDDM / München	Germany	100.00%	0.00e+00	0	23/05/2019	99.98%	1.51e-05
EDDN / Nürnberg	Germany	100.00%	0.00e+00	0	01/12/2022	99.98%	1.70e-05
EDDP / Leipzig/Halle	Germany	100.00%	0.00e+00	0	30/01/2020	99.98%	1.37e-05
EDDW / Bremen	Germany	100.00%	0.00e+00	0	30/03/2017	99.98%	1.37e-05
EDFH / Frankfurt Hahn	Germany	100.00%	0.00e+00	0	14/09/2017	99.99%	1.17e-05
EDGS / Siegerland	Germany	100.00%	0.00e+00	0	12/10/2017	99.99%	1.25e-05

Airports	Country	Monthly LPV200 Availability	Monthly LPV200 Continuity Risk	Outages	Publication date of first LPV200 procedure	LPV200 Availability since procedure publication	LPV200 Continuity Risk since procedure publication
EDHI / Hamburg-Finkenwerder	Germany	100.00%	0.00e+00	0	18/06/2020	99.99%	1.07e-05
EDHK / Kiel-Holtenau	Germany	100.00%	0.00e+00	0	18/06/2020	99.99%	1.09e-05
EDHL / Luebeck-Blankensee	Germany	100.00%	0.00e+00	0	18/06/2020	99.99%	1.04e-05
EDJA / Memmingen	Germany	100.00%	0.00e+00	0	04/11/2021	99.98%	1.49e-05
EDLN / Moenchengladbach	Germany	100.00%	0.00e+00	0	06/12/2018	99.98%	1.36e-05
EDLP / Paderborn-Lippstadt	Germany	100.00%	0.00e+00	0	10/10/2019	99.99%	1.11e-05
EDMA / Augsburg	Germany	100.00%	0.00e+00	0	11/10/2018	99.98%	1.40e-05
EDMO / Oberpfaffenhofen	Germany	100.00%	0.00e+00	0	23/05/2019	99.98%	1.51e-05
EDNY / Friedrichshafen	Germany	100.00%	0.00e+00	0	19/07/2018	99.98%	1.35e-05
EDQA / Bamberg-Breitenau	Germany	100.00%	0.00e+00	0	02/12/2021	99.99%	1.30e-05
EDQD / Bayreuth	Germany	100.00%	0.00e+00	0	05/09/2024	99.94%	2.05e-05
EDQG / Giebelstadt	Germany	100.00%	0.00e+00	0	02/12/2021	99.99%	1.27e-05
EDQM / Hof-Plauen	Germany	100.00%	0.00e+00	0	21/06/2018	99.98%	1.28e-05
EDSB / Karlsruhe/Baden-Baden	Germany	100.00%	0.00e+00	0	27/04/2017	99.98%	1.19e-05
EDTL / Lahr	Germany	100.00%	0.00e+00	0	27/04/2017	99.98%	1.21e-05
EDTY / Schwäbisch-Hall	Germany	100.00%	0.00e+00	0	21/03/2024	99.96%	1.08e-05
EDWE / Emden	Germany	100.00%	0.00e+00	0	30/11/2023	99.98%	8.74e-06
EDWI / Wilhelmshaven JadeWeserAirport	Germany	100.00%	0.00e+00	0	30/11/2023	99.98%	8.71e-06
EDXW / Sylt	Germany	100.00%	0.00e+00	0	20/04/2023	99.99%	1.50e-05
EEMU / Pärnu	Estonia	100.00%	0.00e+00	0	03/11/2022	99.91%	8.92e-05
EETN / Lennart Meri Tallinn	Estonia	100.00%	0.00e+00	0	06/12/2018	99.90%	1.21e-04
EETU / Tartu	Estonia	100.00%	0.00e+00	0	18/07/2019	99.87%	1.44e-04
EFHK / Helsinki-Vantaa	Finland	100.00%	0.00e+00	0	18/04/2024	99.89%	7.82e-05
EFPO / Pori	Finland	100.00%	0.00e+00	0	22/02/2024	99.90%	4.91e-05
EFTP / Tampere/Pirkkala	Finland	100.00%	0.00e+00	0	11/08/2022	99.80%	1.72e-04

Airports	Country	Monthly LPV200 Availability	Monthly LPV200 Continuity Risk	Outages	Publication date of first LPV200 procedure	LPV200 Availability since procedure publication	LPV200 Continuity Risk since procedure publication
EFTU / Turku	Finland	100.00%	0.00e+00	0	03/10/2024	99.85%	1.08e-04
EFVA / Vaasa	Finland	100.00%	0.00e+00	0	20/02/2025	100.00%	0.00e+00
EGJB / Guernsey	Guernsey	100.00%	0.00e+00	0	10/10/2019	99.97%	1.42e-05
EGJJ / Jersey	Jersey	100.00%	0.00e+00	0	23/05/2019	99.98%	1.39e-05
EHAM / Amsterdam	Netherlands	100.00%	0.00e+00	0	05/12/2019	99.98%	1.47e-05
EHBD / Weert / Budel	Netherlands	100.00%	0.00e+00	0	31/12/2020	99.99%	1.09e-05
EHBK / Maastricht Aachen Airport	Netherlands	100.00%	0.00e+00	0	14/07/2022	99.99%	1.57e-05
EHEH / Eindhoven	Netherlands	100.00%	0.00e+00	0	28/01/2021	99.99%	1.08e-05
EHKD / Den Helder - De Kooy	Netherlands	100.00%	0.00e+00	0	28/01/2021	99.99%	1.27e-05
EHLW / Leeuwarden	Netherlands	100.00%	0.00e+00	0	28/01/2021	99.99%	1.27e-05
EHRD / Rotterdam The Hague	Netherlands	100.00%	0.00e+00	0	03/11/2022	99.98%	1.59e-05
EHWO / Woensdrecht	Netherlands	100.00%	0.00e+00	0	26/01/2023	99.98%	1.79e-05
EIDW / Dublin Airport	Ireland	100.00%	0.00e+00	0	08/09/2022	99.98%	2.01e-05
EIME / Casement	Ireland	100.00%	0.00e+00	0	31/10/2024	99.89%	5.10e-05
EISG / Sligo	Ireland	100.00%	0.00e+00	0	01/12/2022	99.97%	2.63e-05
EKAH / Aarhus	Denmark	100.00%	0.00e+00	0	22/02/2024	99.98%	1.05e-05
EKBI / Billund	Denmark	100.00%	0.00e+00	0	20/07/2017	99.98%	1.53e-05
EKCH / Koebenhavn/ Kastrup	Denmark	100.00%	0.00e+00	0	22/02/2024	99.98%	1.03e-05
EKEB / Esbjerg	Denmark	100.00%	0.00e+00	0	26/03/2020	99.99%	1.12e-05
EKSB / Sonderborg	Denmark	100.00%	0.00e+00	0	30/12/2021	99.99%	1.10e-05
ELLX / Luxembourg	Luxembourg	100.00%	0.00e+00	0	26/03/2020	99.98%	1.25e-05
ENAL / Alesund-Vigra	Norway	100.00%	0.00e+00	0	07/11/2019	99.93%	5.04e-05
ENBL / Forde/Aringeland	Norway	100.00%	0.00e+00	0	27/04/2017	99.95%	3.65e-05
ENBR / Bergen-Flesland	Norway	100.00%	0.00e+00	0	28/02/2019	99.96%	2.88e-05
ENCN / Kristiansand/Kjevik	Norway	100.00%	0.00e+00	0	23/02/2022	99.98%	2.38e-05
ENEV / Harstad/Narvik/Evenes	Norway	99.89%	2.28e-04	148	15/07/2021	99.29%	7.69e-04

Airports	Country	Monthly LPV200 Availability	Monthly LPV200 Continuity Risk	Outages	Publication date of first LPV200 procedure	LPV200 Availability since procedure publication	LPV200 Continuity Risk since procedure publication
ENGM / Gardemoen	Norway	100.00%	0.00e+00	0	10/11/2016	99.97%	2.57e-05
ENHD / Haugesund/Karmoy	Norway	100.00%	0.00e+00	0	13/08/2020	99.97%	2.39e-05
ENHK / Hasvik	Norway	99.25%	7.18e-04	431	03/12/2020	98.30%	1.48e-03
ENKB / Kristiansund/Kvernberget	Norway	100.00%	0.00e+00	0	31/12/2020	99.92%	6.28e-05
ENML / Molde/Aro	Norway	100.00%	0.00e+00	0	30/03/2017	99.94%	4.67e-05
ENNM / Namsos	Norway	100.00%	0.00e+00	0	27/04/2017	99.89%	1.03e-04
ENNO / Notodden	Norway	100.00%	0.00e+00	0	07/09/2023	99.96%	3.73e-05
ENOL / Orland	Norway	100.00%	0.00e+00	0	12/10/2017	99.92%	7.20e-05
ENRM / Rorvik/Ryum	Norway	100.00%	0.00e+00	0	02/02/2017	99.89%	1.09e-04
ENSG / Sogndal/Haukasen	Norway	100.00%	0.00e+00	0	14/09/2017	99.96%	2.99e-05
ENST / Sandnessjøen/Stokk a	Norway	99.99%	6.20e-06	1	30/01/2020	99.77%	2.55e-04
ENTX / Oslo Helikopterplass Taraldrud	Norway	100.00%	0.00e+00	0	15/07/2021	99.98%	2.62e-05
ENVA / Trondheim/Værnes	Norway	100.00%	0.00e+00	0	27/02/2020	99.90%	8.69e-05
ENZV / Stavanger/Sola	Norway	100.00%	0.00e+00	0	21/04/2022	99.98%	1.90e-05
EPBY / Bydgoszcz - Szwederowo	Poland	100.00%	0.00e+00	0	26/04/2018	99.97%	1.76e-05
EPGD / Gdansk Lech Walesa	Poland	100.00%	0.00e+00	0	26/04/2018	99.97%	1.76e-05
EPKK / Kraków - Balice	Poland	100.00%	0.00e+00	0	26/04/2018	99.97%	2.87e-05
EPKT / Katowice	Poland	100.00%	0.00e+00	0	26/04/2018	99.97%	2.24e-05
EPLB / Lublin	Poland	100.00%	0.00e+00	0	26/04/2018	99.94%	5.76e-05
EPLL / Łódź-Lublinek	Poland	100.00%	0.00e+00	0	21/06/2018	99.97%	2.19e-05
EPMO / Warszawa/Modlin	Poland	100.00%	0.00e+00	0	26/04/2018	99.97%	2.50e-05
EPPO / Poznan Lawica	Poland	100.00%	0.00e+00	0	18/07/2019	99.98%	1.51e-05
EPRA / Warszawa-Radom	Poland	100.00%	0.00e+00	0	10/08/2023	99.96%	2.15e-05
EPRZ / Rzeszów - Jasionka	Poland	100.00%	0.00e+00	0	26/04/2018	99.95%	5.21e-05

Airports	Country	Monthly LPV200 Availability	Monthly LPV200 Continuity Risk	Outages	Publication date of first LPV200 procedure	LPV200 Availability since procedure publication	LPV200 Continuity Risk since procedure publication
EPSC / Szczecin - Goleniów	Poland	100.00%	0.00e+00	0	26/04/2018	99.98%	1.43e-05
EPSY / Olsztyn - Mazury	Poland	100.00%	0.00e+00	0	26/04/2018	99.97%	2.43e-05
EPWA / Warszawa-F. Chopin	Poland	100.00%	0.00e+00	0	26/04/2018	99.97%	2.67e-05
EPWR / Wrocław/Strachowice	Poland	100.00%	0.00e+00	0	26/04/2018	99.98%	1.55e-05
EPZG / Zielona Góra-Babinost	Poland	100.00%	0.00e+00	0	18/07/2019	99.98%	1.51e-05
ESGP / Säve	Sweden	100.00%	0.00e+00	0	04/11/2021	99.98%	1.91e-05
ESND / Sveg	Sweden	100.00%	0.00e+00	0	08/08/2024	99.88%	7.51e-05
ESNQ / Kiruna	Sweden	99.91%	1.72e-04	125	25/01/2024	99.64%	1.81e-04
ESSA / Stockholm/Arlanda	Sweden	100.00%	0.00e+00	0	02/11/2023	99.95%	1.88e-05
ESSB / Stockholm/Bromm	Sweden	100.00%	0.00e+00	0	30/11/2023	99.96%	1.56e-05
ESSV / Visby	Sweden	100.00%	0.00e+00	0	25/03/2021	99.98%	2.45e-05
EVGA / Lielvarde	Latvia	100.00%	0.00e+00	0	27/01/2022	99.95%	4.16e-05
EVLA / Liepāja	Latvia	100.00%	0.00e+00	0	16/06/2022	99.98%	2.05e-05
EVRA / Riga	Latvia	100.00%	0.00e+00	0	27/01/2022	99.96%	4.06e-05
LEAS / Asturias	Spain	100.00%	0.00e+00	0	20/02/2025	100.00%	0.00e+00
LEBL / Josep Tarradellas Barcelona-El Prat	Spain	100.00%	0.00e+00	0	04/11/2021	99.90%	2.86e-05
LEIB / Ibiza	Spain	99.77%	1.01e-04	37	28/11/2024	99.67%	7.34e-05
LEMD / AS Madrid-Barajas	Spain	99.99%	6.20e-06	1	23/02/2023	99.83%	5.46e-05
LEVT / Vitoria	Spain	100.00%	0.00e+00	0	11/07/2024	99.90%	2.27e-05
LFAQ / Albert Bray	France	100.00%	0.00e+00	0	21/11/2017	99.98%	1.25e-05
LFAT / Le Touquet Paris Plage	France	100.00%	0.00e+00	0	21/11/2017	99.98%	1.28e-05
LFAV / Valenciennes Denain	France	100.00%	0.00e+00	0	21/11/2017	99.98%	1.32e-05
LFBA / Agen La Garenne	France	100.00%	0.00e+00	0	21/11/2017	99.96%	2.17e-05
LFBD / Bordeaux Merignac	France	100.00%	0.00e+00	0	21/11/2017	99.97%	1.83e-05
LFBE / Bergerac	France	100.00%	0.00e+00	0	21/11/2017	99.97%	1.88e-05

Airports	Country	Monthly LPV200 Availability	Monthly LPV200 Continuity Risk	Outages	Publication date of first LPV200 procedure	LPV200 Availability since procedure publication	LPV200 Continuity Risk since procedure publication
LFBF / Toulouse Francazal	France	100.00%	0.00e+00	0	03/11/2022	99.90%	4.11e-05
LFBH / La Rochelle	France	100.00%	0.00e+00	0	04/11/2021	99.97%	1.95e-05
LFBI / Poitiers Biard	France	100.00%	0.00e+00	0	21/11/2017	99.98%	1.53e-05
LFBL / Limoges	France	100.00%	0.00e+00	0	21/11/2017	99.98%	1.60e-05
LFBS / Biscarrosse Parentis	France	100.00%	0.00e+00	0	04/11/2021	99.95%	2.72e-05
LFBU / Angoulême Brie Champniers	France	100.00%	0.00e+00	0	21/11/2017	99.97%	1.76e-05
LFBX / Périgueaux Bassillac	France	100.00%	0.00e+00	0	25/05/2017	99.97%	1.71e-05
LFBZ / Biarritz Bayonne Anglet	France	100.00%	0.00e+00	0	26/04/2018	99.95%	2.38e-05
LFCC / Cahors Lalbenque	France	100.00%	0.00e+00	0	03/11/2022	99.93%	4.33e-05
LFCI / Albi Le Sequestre	France	100.00%	0.00e+00	0	21/11/2017	99.96%	2.50e-05
LFCR / Rodez Marcillac	France	100.00%	0.00e+00	0	21/11/2017	99.97%	2.20e-05
LFDJ / Pamiers Les Pujols	France	100.00%	0.00e+00	0	03/11/2022	99.89%	3.78e-05
LFDN / Rochefort Charente Maritime	France	100.00%	0.00e+00	0	23/05/2018	99.97%	1.75e-05
LFEY / Ile d Yeu	France	100.00%	0.00e+00	0	04/11/2021	99.97%	1.71e-05
LFGA / Colmar Houssen	France	100.00%	0.00e+00	0	21/06/2018	99.98%	1.33e-05
LFGJ / Dole Tavaux	France	100.00%	0.00e+00	0	21/11/2017	99.98%	1.47e-05
LFHP / Le Puy Loudes	France	100.00%	0.00e+00	0	28/02/2019	99.97%	1.98e-05
LFJL / Metz Nancy Lorraine	France	100.00%	0.00e+00	0	21/11/2017	99.98%	1.30e-05
LFJR / Angers Marce	France	100.00%	0.00e+00	0	21/11/2017	99.98%	1.48e-05
LFKB / Bastia Poretta	France	100.00%	0.00e+00	0	07/12/2017	99.95%	2.27e-05
LFKC / Calvi Sainte Catherine	France	100.00%	0.00e+00	0	04/11/2021	99.92%	2.70e-05
LFKF / Figari Sud Corse	France	100.00%	0.00e+00	0	21/11/2017	99.94%	2.67e-05
LFLC / Clermont-Ferrand Auvergne	France	100.00%	0.00e+00	0	21/11/2017	99.98%	1.68e-05
LFLG / Grenoble – Le Versoud	France	100.00%	0.00e+00	0	01/12/2022	99.96%	2.58e-05

Airports	Country	Monthly LPV200 Availability	Monthly LPV200 Continuity Risk	Outages	Publication date of first LPV200 procedure	LPV200 Availability since procedure publication	LPV200 Continuity Risk since procedure publication
LFL / Lyon St.Exupery	France	100.00%	0.00e+00	0	15/08/2019	99.98%	1.69e-05
LFLN / Saint Yan	France	100.00%	0.00e+00	0	02/03/2017	99.98%	1.52e-05
LFLP / Annecy Meythet	France	100.00%	0.00e+00	0	04/11/2021	99.98%	1.96e-05
LFLS / Grenoble Isere	France	100.00%	0.00e+00	0	13/10/2016	99.98%	1.49e-05
LFLU / Valence	France	100.00%	0.00e+00	0	21/11/2017	99.97%	1.71e-05
LFLV / Vichy Charmeil	France	100.00%	0.00e+00	0	26/04/2018	99.98%	1.49e-05
LFLW / Aurillac	France	100.00%	0.00e+00	0	15/08/2019	99.97%	2.19e-05
LFLX / Chateauroux	France	100.00%	0.00e+00	0	15/08/2019	99.98%	1.45e-05
LFLY / Lyon Bron	France	100.00%	0.00e+00	0	28/09/2016	99.98%	1.49e-05
LFMH / Saint Etienne Boutheon	France	100.00%	0.00e+00	0	02/02/2017	99.98%	1.48e-05
LFMK / Carcassonne Salvaza	France	100.00%	0.00e+00	0	21/11/2017	99.95%	2.17e-05
LFML / Marseille Provence	France	100.00%	0.00e+00	0	03/11/2022	99.90%	3.34e-05
LFMN / Nice Côte d'Azur	France	100.00%	0.00e+00	0	25/04/2019	99.96%	1.99e-05
LFMT / Montpellier Mediterranee	France	100.00%	0.00e+00	0	05/12/2019	99.95%	2.41e-05
LFMV / Avignon Caumont	France	100.00%	0.00e+00	0	21/06/2018	99.96%	1.86e-05
LFOB / Beauvais	France	100.00%	0.00e+00	0	01/12/2022	99.98%	2.06e-05
LFOH / Le Havre Octeville	France	100.00%	0.00e+00	0	21/11/2017	99.98%	1.36e-05
LFOQ / Blois Le Breuil	France	100.00%	0.00e+00	0	25/04/2019	99.98%	1.33e-05
LFOT / Tour de Val Loire	France	100.00%	0.00e+00	0	03/11/2022	99.97%	2.20e-05
LFOZ / Orléans Saint Denis De L'Hotel	France	100.00%	0.00e+00	0	04/11/2021	99.98%	1.51e-05
LFPB / Paris - Le Bourget	France	100.00%	0.00e+00	0	07/12/2017	99.98%	1.25e-05
LFPG / Paris Charles de Gaulle	France	100.00%	0.00e+00	0	28/04/2016	99.98%	1.11e-05
LFPM / Melun Villaroche	France	100.00%	0.00e+00	0	07/12/2017	99.98%	1.31e-05
LFPN / Toussus Le Noble	France	100.00%	0.00e+00	0	27/04/2017	99.98%	1.19e-05

Airports	Country	Monthly LPV200 Availability	Monthly LPV200 Continuity Risk	Outages	Publication date of first LPV200 procedure	LPV200 Availability since procedure publication	LPV200 Continuity Risk since procedure publication
LFPO / Paris Orly	France	100.00%	0.00e+00	0	07/12/2017	99.98%	1.26e-05
LFPT / Pontoise Cormeilles en Vexin	France	100.00%	0.00e+00	0	07/12/2017	99.98%	1.25e-05
LFQB / Troyes Barberey	France	100.00%	0.00e+00	0	18/08/2016	99.98%	1.13e-05
LFRB / Brest Bretagne	France	100.00%	0.00e+00	0	04/11/2021	99.97%	1.87e-05
LFRC / Cherbourg Maupertus	France	100.00%	0.00e+00	0	23/06/2016	99.98%	1.31e-05
LFRD / Dinard	France	100.00%	0.00e+00	0	07/12/2017	99.97%	1.39e-05
LFRG / Deauville Normandie	France	100.00%	0.00e+00	0	04/11/2021	99.98%	1.67e-05
LFRI / La Roche Sur Yon	France	100.00%	0.00e+00	0	10/11/2016	99.97%	1.50e-05
LFRK / Caen Carpiquet	France	100.00%	0.00e+00	0	07/12/2017	99.98%	1.40e-05
LFRO / Lannion Servel	France	100.00%	0.00e+00	0	07/12/2017	99.97%	1.57e-05
LFRQ / Quimper	France	100.00%	0.00e+00	0	07/12/2017	99.97%	2.20e-05
LFRT / Saint Brieuc Armor	France	100.00%	0.00e+00	0	07/12/2017	99.97%	1.52e-05
LFRZ / Saint Nazaire	France	100.00%	0.00e+00	0	07/12/2017	99.97%	1.67e-05
LFSL / Brive Souillac	France	100.00%	0.00e+00	0	04/11/2021	99.96%	2.57e-05
LFSN / Nancy Essey	France	100.00%	0.00e+00	0	26/04/2018	99.98%	1.35e-05
LFST / Strasbourg Entzheim	France	100.00%	0.00e+00	0	07/12/2017	99.98%	1.27e-05
LFTW / Nimes Garons	France	100.00%	0.00e+00	0	07/12/2017	99.96%	1.87e-05
LHBP / Budapest Liszt Ferenc	Hungary	100.00%	0.00e+00	0	15/09/2016	99.95%	5.42e-05
LHPP / Pecs-Pogany	Hungary	100.00%	0.00e+00	0	03/12/2020	99.94%	4.05e-05
LHPR / Győr-Pér	Hungary	100.00%	0.00e+00	0	25/02/2021	99.96%	2.21e-05
LHSM / Heviz-Balaton	Hungary	100.00%	0.00e+00	0	25/03/2021	99.96%	2.61e-05
LIBC / Crotone	Italy	100.00%	0.00e+00	0	02/11/2023	99.87%	1.82e-05
LIBD / Bari/Palese	Italy	100.00%	0.00e+00	0	25/03/2021	99.89%	5.97e-05
LIBG / Taranti/Grottaglie	Italy	100.00%	0.00e+00	0	20/05/2021	99.88%	6.68e-05
LIBP / Pescara	Italy	100.00%	0.00e+00	0	11/07/2024	99.89%	7.26e-06



Airports	Country	Monthly LPV200 Availability	Monthly LPV200 Continuity Risk	Outages	Publication date of first LPV200 procedure	LPV200 Availability since procedure publication	LPV200 Continuity Risk since procedure publication
LIBR / Brindisi/Casale	Italy	100.00%	0.00e+00	0	07/09/2021	99.87%	6.26e-05
LICA / Lamezia Terme	Italy	100.00%	0.00e+00	0	08/09/2022	99.84%	5.71e-05
LICD / Lampedusa	Italy	98.77%	1.13e-03	779	30/01/2020	99.56%	2.99e-04
LICG / Pantelleria	Italy	99.77%	1.33e-04	69	23/05/2018	99.81%	1.14e-04
LICR / Reggio Calabria	Italy	99.93%	7.49e-05	44	19/07/2018	99.85%	1.19e-04
LIDT / Trento/Mattarello	Italy	100.00%	0.00e+00	0	18/04/2024	99.93%	2.34e-05
LIEO / OLBIA/Costa Smeralda	Italy	100.00%	0.00e+00	0	11/08/2022	99.87%	4.04e-05
LIKA / Arco Helipad	Italy	100.00%	0.00e+00	0	18/04/2024	99.93%	2.31e-05
LIKB / Fiemme Helipad	Italy	100.00%	0.00e+00	0	18/04/2024	99.93%	2.35e-05
LIKC / Cles Helipad	Italy	100.00%	0.00e+00	0	18/04/2024	99.93%	2.34e-05
LIMC / Milano/Malpensa	Italy	100.00%	0.00e+00	0	23/04/2020	99.97%	1.74e-05
LIME / Bergamo /Orio al Serio	Italy	100.00%	0.00e+00	0	08/10/2020	99.97%	1.44e-05
LIMF / Torino/Caselle	Italy	100.00%	0.00e+00	0	25/03/2021	99.97%	1.80e-05
LIMG / Albenga/Riviera	Italy	100.00%	0.00e+00	0	03/10/2024	99.87%	1.83e-05
LIMJ / Genova/Sestri	Italy	100.00%	0.00e+00	0	10/09/2020	99.96%	1.91e-05
LIMP / Parma	Italy	100.00%	0.00e+00	0	23/05/2018	99.97%	1.86e-05
LIMZ / Cuneo/Levaldigi	Italy	100.00%	0.00e+00	0	23/05/2018	99.97%	1.70e-05
LIPK / Forli	Italy	100.00%	0.00e+00	0	13/06/2024	99.92%	1.18e-05
LIPO / Brescia/Montichiari	Italy	100.00%	0.00e+00	0	13/06/2024	99.93%	1.30e-05
LIPQ / Trieste/Ronchi dei Legionari	Italy	100.00%	0.00e+00	0	12/08/2021	99.96%	1.62e-05
LIPR / Rimini/Miramare	Italy	100.00%	0.00e+00	0	15/07/2021	99.94%	2.27e-05
LIPX / Verona/Villafranca	Italy	100.00%	0.00e+00	0	11/07/2024	99.93%	1.14e-05
LIPY / Ancona/Falconara	Italy	100.00%	0.00e+00	0	03/01/2019	99.94%	4.00e-05
LIRA / Roma/Ciampino	Italy	100.00%	0.00e+00	0	21/05/2020	99.92%	3.10e-05

Airports	Country	Monthly LPV200 Availability	Monthly LPV200 Continuity Risk	Outages	Publication date of first LPV200 procedure	LPV200 Availability since procedure publication	LPV200 Continuity Risk since procedure publication
LIRF / Roma/Fiumicino	Italy	100.00%	0.00e+00	0	23/05/2019	99.93%	3.79e-05
LIRI / Salerno/Pontecagnano	Italy	100.00%	0.00e+00	0	11/07/2024	99.89%	1.40e-05
LIRN / Napoli/Capodichino	Italy	100.00%	0.00e+00	0	07/09/2021	99.89%	4.83e-05
LIRQ / Firenze/Peretola	Italy	100.00%	0.00e+00	0	26/12/2024	99.68%	5.22e-05
LJCE / Cerklje ob Krki	Slovenia	100.00%	0.00e+00	0	16/05/2024	99.95%	1.28e-05
LJMB / Maribor	Slovenia	100.00%	0.00e+00	0	16/05/2024	99.95%	1.26e-05
LKPR / Prague	Czech Rep.	100.00%	0.00e+00	0	05/12/2019	99.98%	1.58e-05
LKTB / Brno/Turany	Czech Rep.	100.00%	0.00e+00	0	21/03/2024	99.94%	1.20e-05
LKVO / Praha/Vodochody	Czech Rep.	100.00%	0.00e+00	0	21/03/2024	99.96%	1.79e-05
LMML / Luka	Malta	99.29%	5.73e-04	321	11/10/2018	99.68%	2.57e-04
LOWG / Graz	Austria	100.00%	0.00e+00	0	01/03/2018	99.96%	3.38e-05
LOWI / Innsbruck	Austria	100.00%	0.00e+00	0	01/02/2018	99.98%	1.79e-05
LOWK / Klagenfurt	Austria	100.00%	0.00e+00	0	11/10/2018	99.97%	2.55e-05
LOWL / Linz	Austria	100.00%	0.00e+00	0	02/02/2017	99.98%	1.98e-05
LOWS / Salzburg	Austria	100.00%	0.00e+00	0	23/04/2020	99.97%	1.49e-05
LOWW / Wien-Schwechat	Austria	100.00%	0.00e+00	0	02/02/2017	99.97%	2.92e-05
LRBM / BAJA MARE/Maramures	Romania	100.00%	0.00e+00	0	31/10/2024	99.89%	6.83e-05
LRBV / Braşov / Braşov-Ghimbav	Romania	100.00%	0.00e+00	0	13/07/2023	99.91%	8.34e-05
LRCV / Craiova	Romania	100.00%	0.00e+00	0	08/08/2024	100.00%	0.00e+00
LSGC / Les Eplatures	Switzerland	100.00%	0.00e+00	0	26/05/2016	99.98%	1.26e-05
LSGG / Genève	Switzerland	100.00%	0.00e+00	0	13/09/2018	99.98%	1.54e-05
LSMD / Dübendorf	Switzerland	100.00%	0.00e+00	0	30/01/2020	99.98%	1.51e-05
LSMP / Payerne	Switzerland	100.00%	0.00e+00	0	05/12/2019	99.98%	1.48e-05
LSZB / Bern-Belp	Switzerland	100.00%	0.00e+00	0	03/12/2020	99.98%	1.36e-05
LSZH / Zurich	Switzerland	100.00%	0.00e+00	0	25/05/2017	99.98%	1.30e-05
LYBE / Beograd/Nikola Tesla	Serbia	100.00%	0.00e+00	0	26/03/2020	99.91%	7.47e-05
LYBT / Beograd/Batajnica-	Serbia	100.00%	0.00e+00	0	15/06/2023	99.92%	3.85e-05

Airports	Country	Monthly LPV200 Availability	Monthly LPV200 Continuity Risk	Outages	Publication date of first LPV200 procedure	LPV200 Availability since procedure publication	LPV200 Continuity Risk since procedure publication
Pukovnik-pilot Milenko Pavlovic							
LYKV / Kraljevo/Morava	Serbia	100.00%	0.00e+00	0	24/02/2022	99.91%	5.63e-05
LYNI / Niš/Konstantin Veliki	Serbia	100.00%	0.00e+00	0	26/03/2020	99.88%	1.10e-04
LYPG / Podgorica	Montenegro	100.00%	0.00e+00	0	26/03/2020	99.89%	8.79e-05
LYUZ / Uzice/Ponikve	Serbia	100.00%	0.00e+00	0	18/04/2024	99.90%	1.38e-05
LZIB / Bratislava-Milan Rastislav Stefánil	Slovak Rep.	100.00%	0.00e+00	0	20/04/2023	99.96%	1.92e-05
LZKZ / Košice	Slovakia	100.00%	0.00e+00	0	16/06/2022	99.96%	2.21e-05
LZPP / Piestany	Slovak Rep.	100.00%	0.00e+00	0	02/02/2017	99.97%	3.11e-05
LZTT / Poprad-Tatry	Slovak Rep.	100.00%	0.00e+00	0	29/03/2018	99.95%	4.94e-05
LZZI / Zilina	Slovak Rep.	100.00%	0.00e+00	0	25/05/2017	99.97%	2.97e-05

**Table 9 - Monthly LPV-200 Availability at airports with published procedures using EGNOS in February 2025.**

# Annex D List of acronyms

---

Acronym	Definition
APV	Approach with Vertical Guidance
ASN	Abstract Syntax Notation
ECAC	European Civil Aviation Conference
EDAS	EGNOS Data Access Service
EGNOS	European Geostationary Navigation Overlay Service
ENT	EGNOS Network Time
ESSP	European Satellite Services Provider
FTP	File Transfer Protocol
GEO	Geostationary Satellite
GNSS	Global Navigation Satellite System
GPS	Global Positioning System
HAL	Horizontal Alert Limit
HNSE	Horizontal Navigation System Error
HPE	Horizontal Position Error
HPL	Horizontal Protection Level
HSI	Horizontal Safety Index
LPV	Localizer Performance with Vertical guidance
MI	Misleading Information
MT27	Message Type 27
NA	Not Applicable/ Not Available
NLES	Navigation Land Earth Station
NPA	Non-Precision Approach
NTRIP	Networked Transport of RTCM via Internet Protocol
OP	Operation
OPS	Operations
OS	Open Service
PA	Precision Approach
PL	Protection Level
PRN	Pseudo-Random Noise
RAIM	Receiver Autonomous Integrity Monitoring
RD	Reference Document
RIMS	Ranging and Integrity Monitoring Station
RTCM	Radio Technical Commission for Maritime Services

<b>Acronym</b>	<b>Definition</b>
SBAS	Satellite-Based Augmentation System
SDD	Service Definition Document
SIS	Signal-In-Space
SL0	Service Level 0
SL2	Service Level 2
SoL	Safety of Life
UTC	Universal Time Coordinated
VAL	Vertical Alert Limit
VNSE	Vertical Navigation System Error
VPE	Vertical Position Error
VPL	Vertical Protection Level
VSI	Vertical Safety Index

**Table 10 - Acronyms**



## LINKING SPACE TO USER NEEDS

[www.euspa.europa.eu](http://www.euspa.europa.eu)

 @EU4Space

 EUSPA

 @space4eu

#EUSpace 